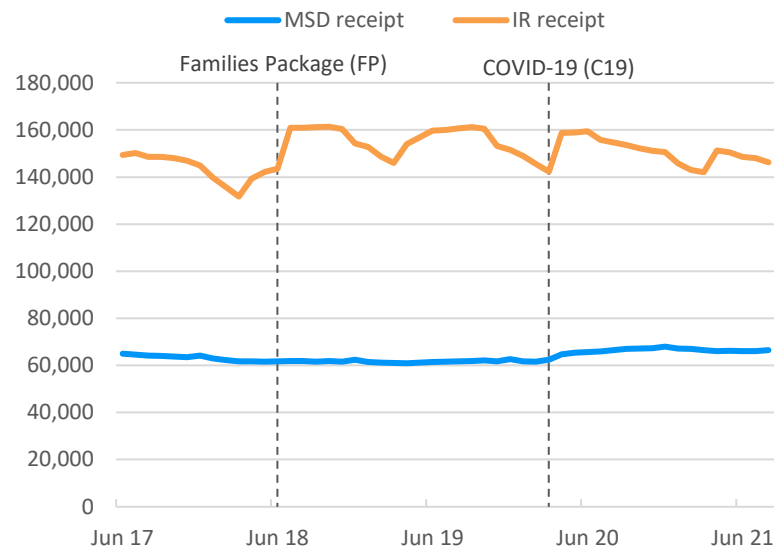


Tracking changes in receipt of payments

More people received a Family Tax Credit payment from MSD in 2021

- The number of **people receiving a weekly or fortnightly Family Tax Credit payment from MSD increased** from 65,000 in June 2017 to 66,000 in June 2021. This reflects an increase in the number of people receiving Sole Parent Support.
- The number of **people receiving a weekly or fortnightly payment from Inland Revenue (IR) has decreased** from 149,800 in June 2017 to 148,600 in June 2021.
- The average weekly amount that a recipient gets from MSD has increased from **\$147** in June 2017 to **\$188** in June 2021.
- The average weekly amount that a recipient received from Inland Revenue increased from **\$117** per week at the end of June 2017 to **\$155** at the end of June 2021.

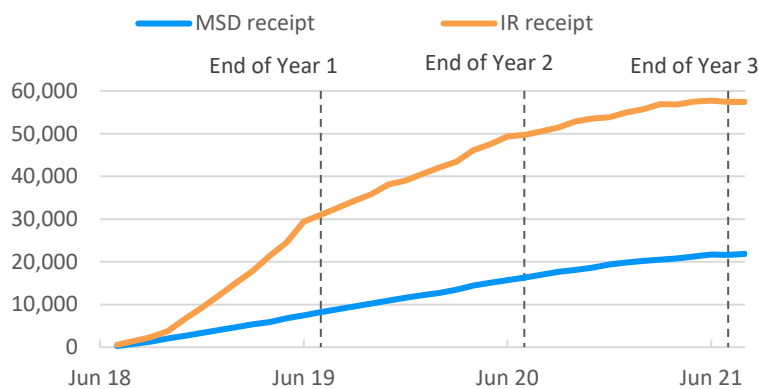
Figure 1: Number of people receiving weekly or fortnightly Family Tax Credit payments from MSD or IR



Receipt of the Best Start tax credit has reached a steady state

- During the last payment period of July 2021, **21,600 people** received a Best Start payment from MSD and **57,400 people** received a payment from IR.
- The **number of families receiving Best Start began to stabilise** in 2021, as the first cohort of children started to turn three, the age at which the payment stops.
- As at July 2021 expenditure by MSD had stabilised** at approximately \$1,500,000 a week while expenditure by IRD had stabilised at approximately \$3,700,000 a week.

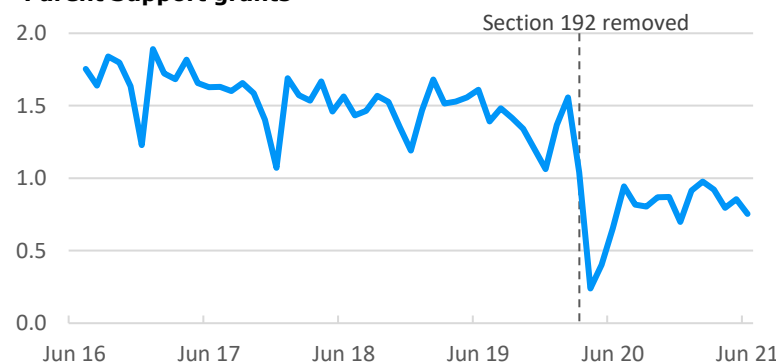
Figure 2: Number of people receiving a weekly or fortnightly Best Start payment since implementation



Fewer child support applications were received by Inland Revenue

- Following the removal of the Section 192 deductions**, there was a steep drop in the number of child support applications received by IR. However, this also coincided with the first COVID-19 lockdown. Numbers have increased since, but remain lower than before the removal.
- For every grant of Sole Parent Support**, there were around 1.5 child support applications before the removal. In June 2021, the ratio was 0.8 child support applications for every Sole Parent Support grant.

Figure 3: Ratio of child support applications to Sole Parent Support grants



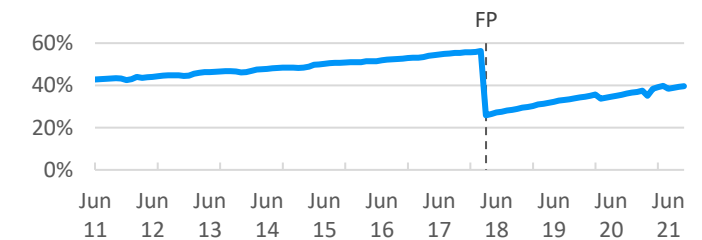
More people received an Accommodation Supplement payment in 2021

- The number of **Accommodation Supplement recipients increased** sharply from March 2020, peaking in January 2021 at **377,000** before dropping slightly.
- As of June 2021, the average Accommodation Supplement payment is **\$104** a week. This has increased from \$71 in June 2017.
- The percentage of **recipients receiving the maximum Accommodation Supplement** amount fell from 56% to 26% after the families Package changes. This has increased to 38% in June 2021.
- The percentage of **Accommodation Supplement recipients who also received Temporary Additional Support or Special Benefit** fell from 25% to 22% after the families package changes. This has risen slightly to 23% as of June 2021.

Figure 4: Number of Accommodation Supplement recipients, monthly counts since 2004



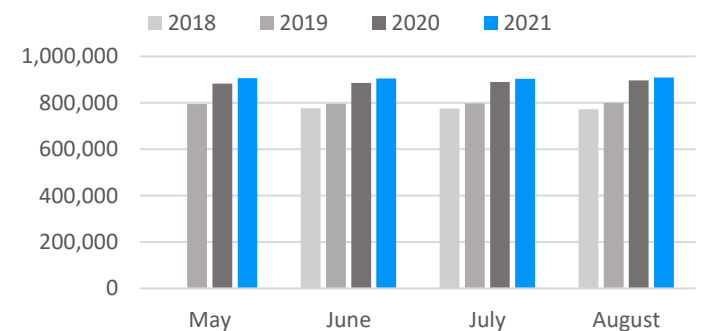
Figure 5: Percentage of Accommodation Supplement recipients receiving the maximum allowable amount



The 2021 Winter Energy Payment helped over 1 million people this winter

- During 2018 774,000 recipients (on average) received the Winter Energy Payment. **This has increased to 905,000 in 2021** recipients (on average). This reflects the increase in numbers of main benefit and New Zealand Superannuation recipients.
- Including partners of recipients, **around 1.2 million** adults were helped by the Winter Energy Payment in 2021.
- The **number of people who opted out has decreased** from around 1,800 in 2018 to around 600 in 2021.

Figure 6: Number of Winter Energy Payment recipients, by month



The main benefit increases boosted the incomes of many families

- The 2020 increase in main benefit rates led to up to **318,000** recipients (with and without children) immediately benefitting by up to \$25 a week depending on their circumstances.
- The Budget 2021 (B21 in Figure 7) increase in main benefit rates led to up to **363,500** recipients (with and without children) immediately benefitting by up to \$20 a week depending on their circumstances.
- The number of people receiving a main benefit increased sharply in the year following the first COVID-19 lockdown.

Figure 7: Number of people receiving main benefits, monthly counts since 2004

