

1. Anticipated Cases

400,000

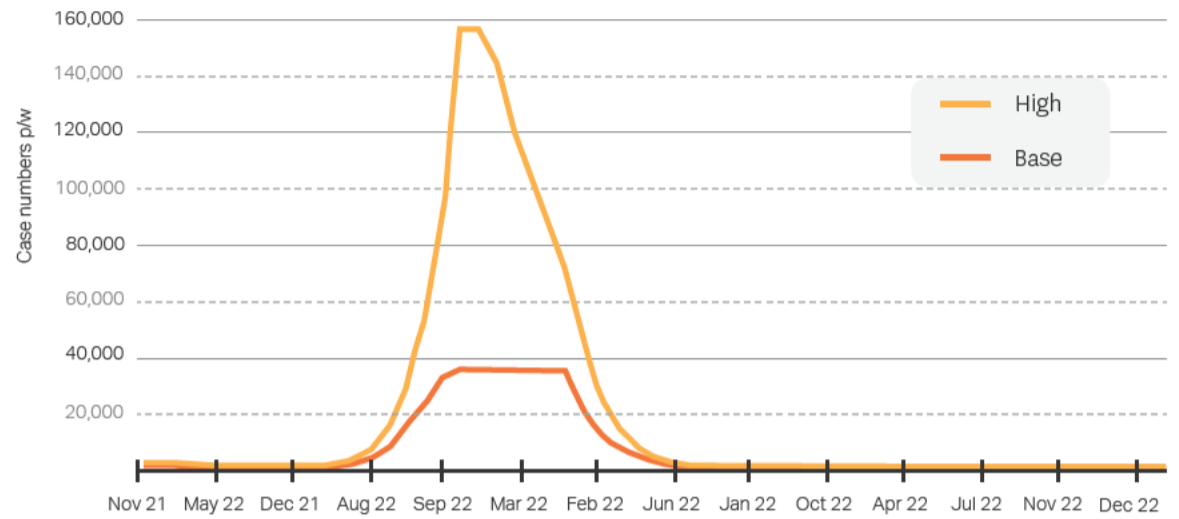
people will contract COVID-19 in 2022.



Cases rise exponentially once more than **500** and peak at **5,000** cases/day.



Peak is sustained for **seven weeks**.



2. Number of people required to self-isolate

For **every case**, an additional **4** people are required to self-isolate on average in addition to the positive case.

(calculated using Auckland isolation vs positive cases in January)



NOTE: The number of people required to self-isolate is driven by public health policy decisions and may be subject to change.

3. Number of households required to self-isolate under section 70 notice


Using household census results from 2018, extrapolated to 2021 estimate and average household size at the SA2 level.



1,799,000

4. Who requires welfare assistance?

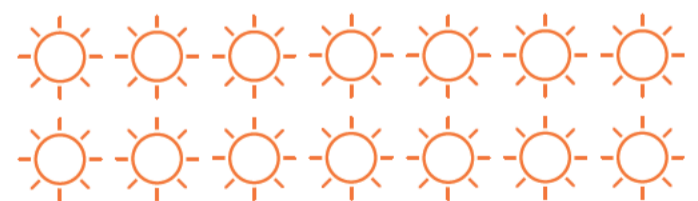
It is assumed that



in deprivation **9** and **10** at the SA2 level will require welfare assistance.

5. Isolation period

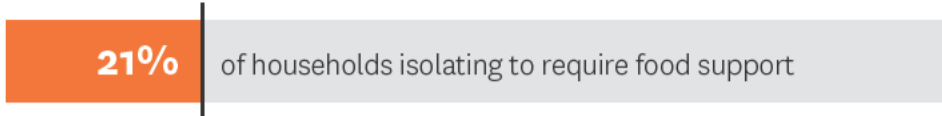
14 days on average



NOTE: The isolation period is driven by public health policy decisions and may be subject to change.

6. Food Support

Expect



Food parcels



feed
4 people



for
3 days



2.3

food parcels
will be required
per week per household.

7. Cost to serve for food

Cost through foodbank

\$180

per unit inclusive of
delivery.



Cost through commercial

\$300

per unit inclusive of
delivery.



Capacity of foodbank network is

50,000



food parcels per week.

Above this capacity commercial used to meet demand.

8. Discretionary funding available to meet non-food essentials per household

\$300

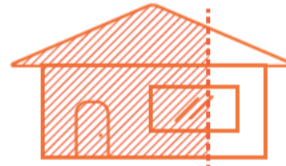
The average funding
available per household



9. Community Connectors

70%

of those seeking welfare
may require support from a
community connector.



A total of

500

connectors



working at a
1:30
case ratio.

This shifts up to
1:45
at peak daily cases.
(197 more than currently)

