

# Emergency Housing SNGs | Jun 2024 |

Emergency housing is short-term accommodation (usually in motels) for individuals who have an urgent need because they are unable to remain in their usual place of residence. It is funded through Special Needs Grants that clients apply for when they cannot access accommodation and we have explored all the other options available to them. Grants can cover between one and 21 nights of accommodation at a time.



Amount granted  
Jun 2024

**\$15.9M**

\$6.7M less than last month

Monthly Emergency Housing Special Needs Grants

**4,653**

1,854 fewer than last month

Households in emergency housing as at 30 June

**1,959**

321 fewer than last month

↳ Adults in emergency housing as at 30 Jun

**2,184**

390 fewer than last month

↳ Children in emergency housing as at 30 Jun

**2,139**

408 fewer than last month

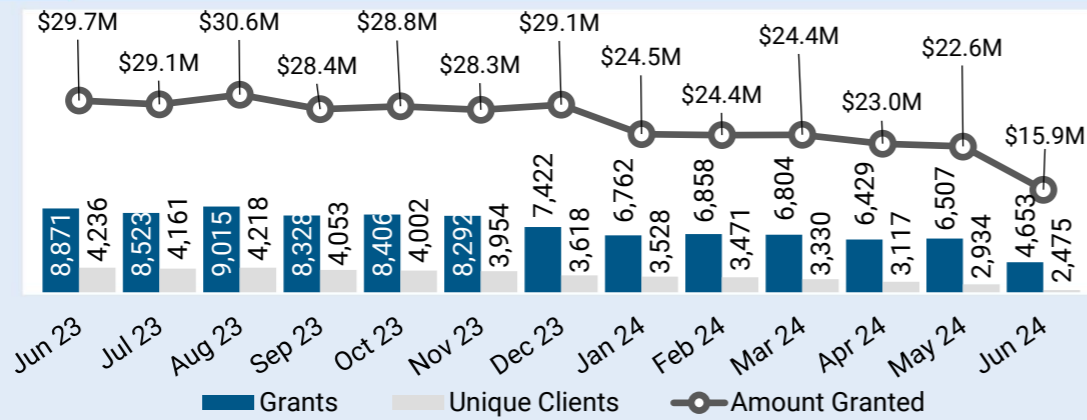
Households with children in EH for 12 weeks+ as at 30 June

**441**

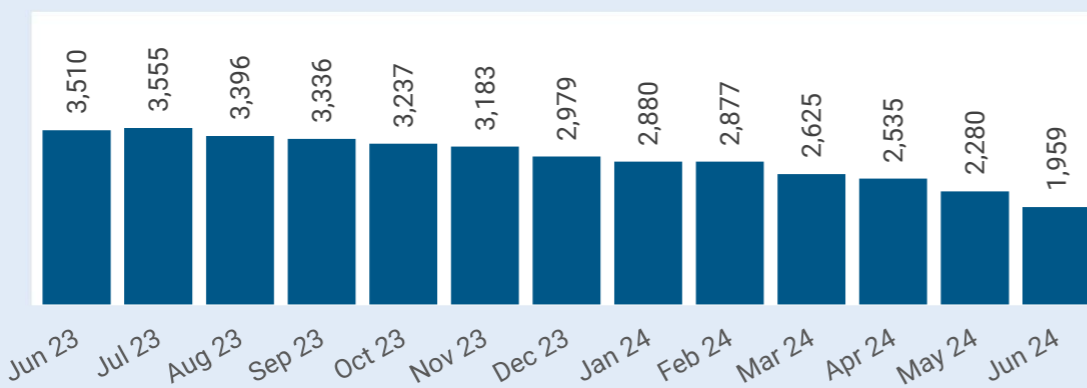
104 fewer than last month

## Emergency housing – over the month and historic numbers

1 Grants/clients/amount granted over each month



2 Number of households in emergency housing – as at the end of each month



### Commentary

The number of households in emergency housing has continued to decrease since August 2023 to 1,959 at the end of June 2024, down by 321 compared to last month. The latest month-end number of households in emergency housing has returned to pre-pandemic levels.

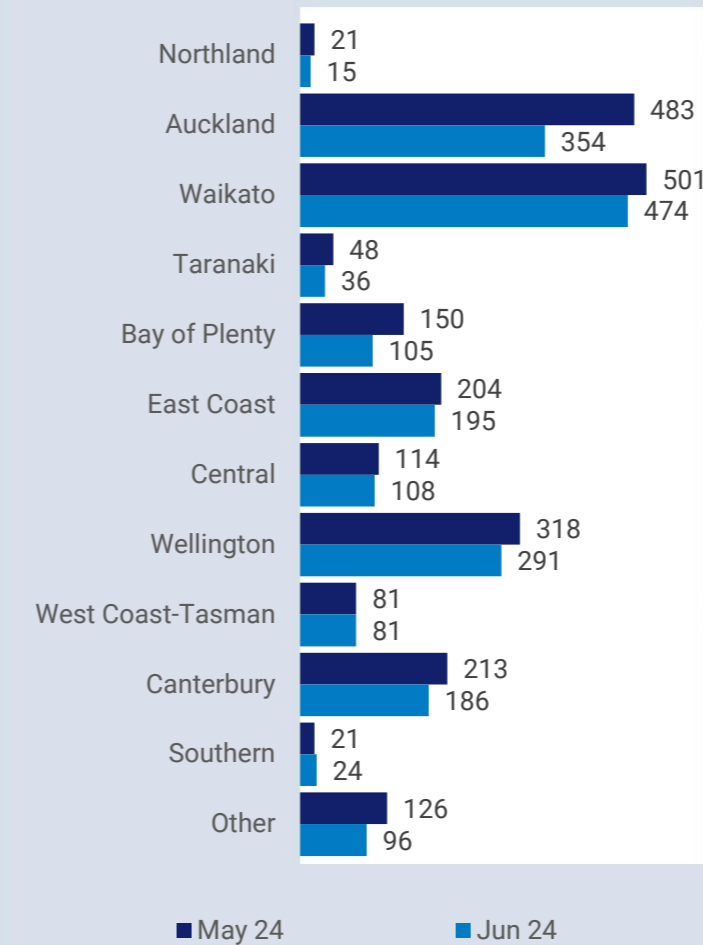
All regions saw a decrease in the number of households, except Southern and West Coast-Tasman (up by three and unchanged respectively).

The number of Emergency Housing Special Needs Grants (EH-SNGs) has decreased by 1,854 (28.5 percent) to 4,653 with \$6.7 million fewer granted during June 2024 compared to May 2024.

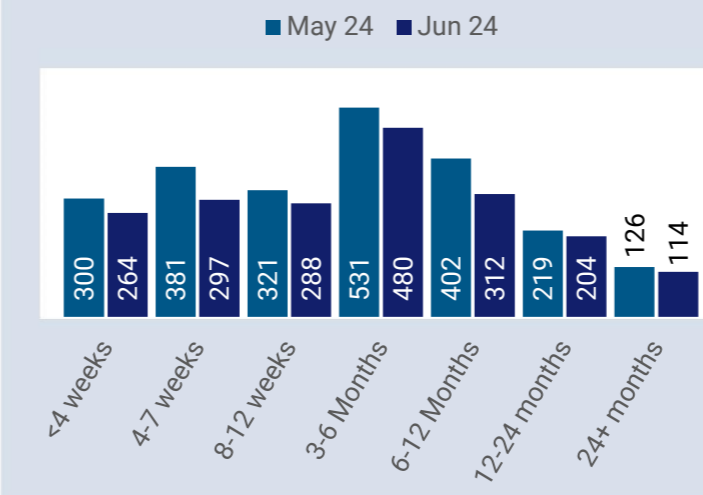
**Note:** Households living in Contracted Emergency Housing (CEH) in Rotorua are not included in this reporting. The new model is being piloted in Rotorua. Reporting of the number of households in CEH is currently unavailable. **Random rounding** has been applied to these figures. Figures in tables may not add up to the total due to random rounding.

## Emergency housing – at the end of the month

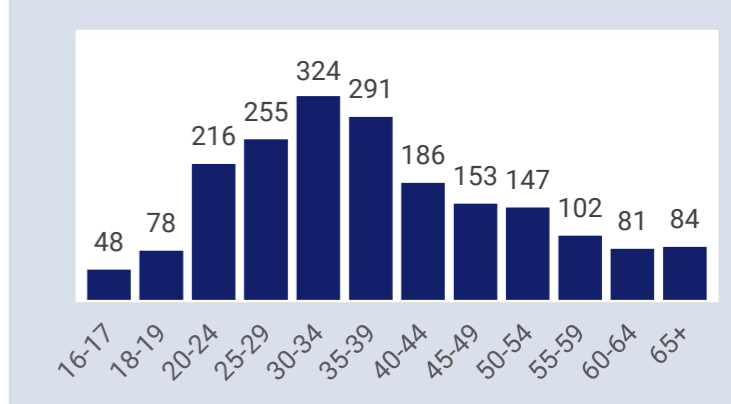
3 Households in emergency housing by MSD region – as at end of the month



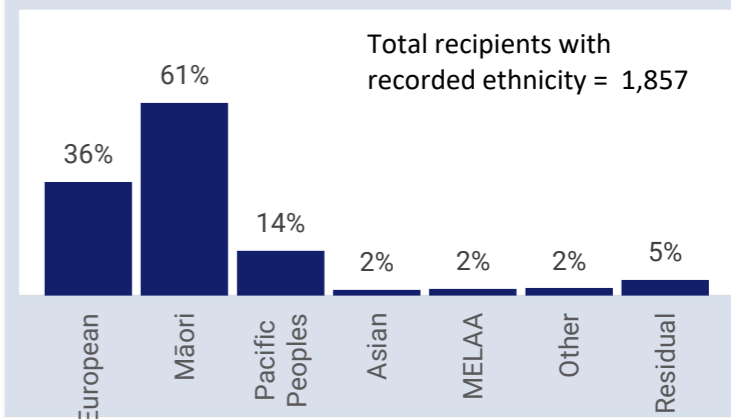
4 Households by duration in emergency housing – as at end of the month



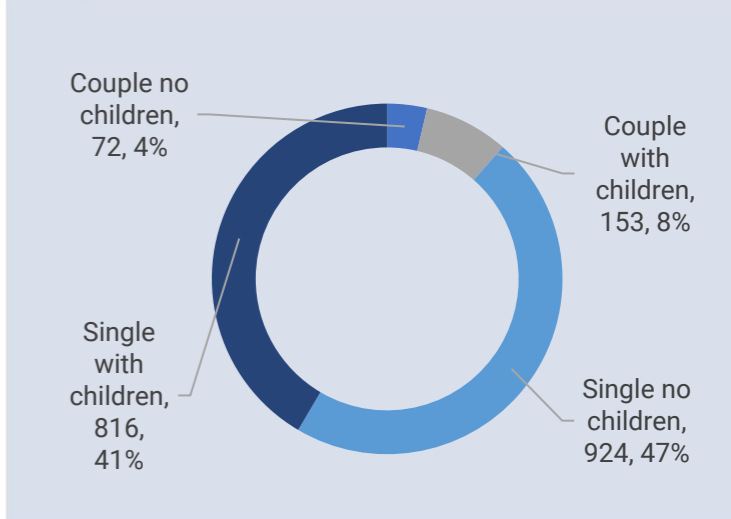
5 Age distribution of primary applicants in emergency housing – as at end of the month



6 Ethnicity\* of primary applicant in emergency housing – as at end of the month



7 Household composition – as at end of the month



# Public Housing Register | 30 Jun 2024 |

The Public Housing Register is a non-time bound list of all applicants eligible to be placed in public housing. Applicants complete a public housing assessment which determines eligibility and priority for public housing against an agreed set of criteria, which is then used to assist the public housing provider in matching to the most appropriate property.



As at 30 Jun 2024

Housing Register

**22,920**

609 fewer than last month

Transfer Register\*

**4,941**

45 fewer than last month

Public Housing Register

**27,861**

654 fewer than last month

New applications that entered the Public Housing Register

**1,785**

441 fewer than last month

Housed in public housing

**951**

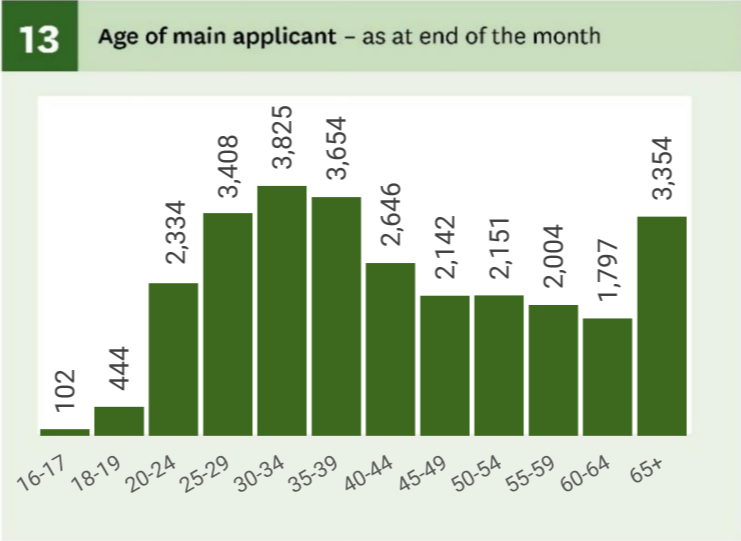
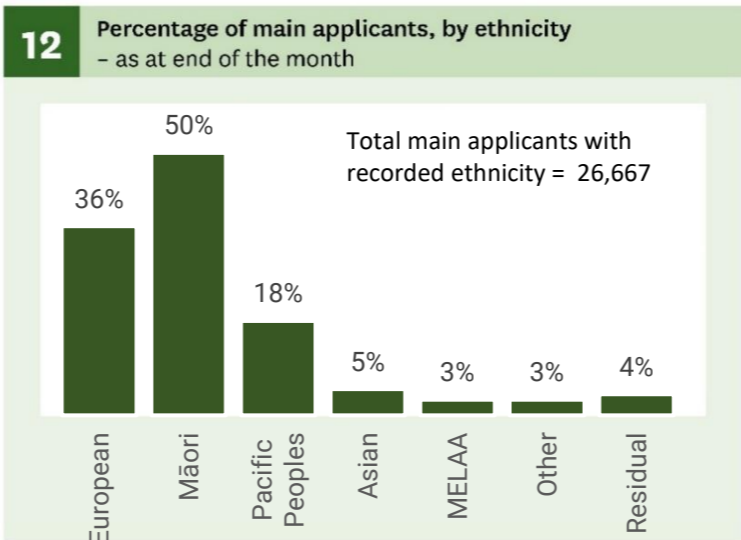
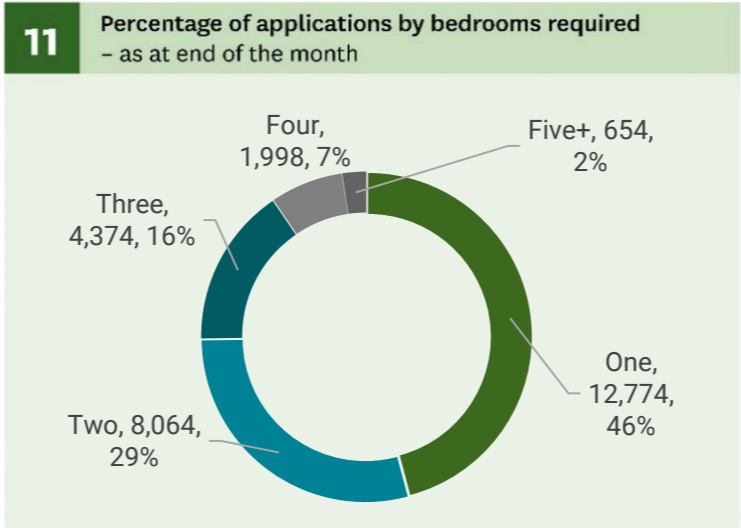
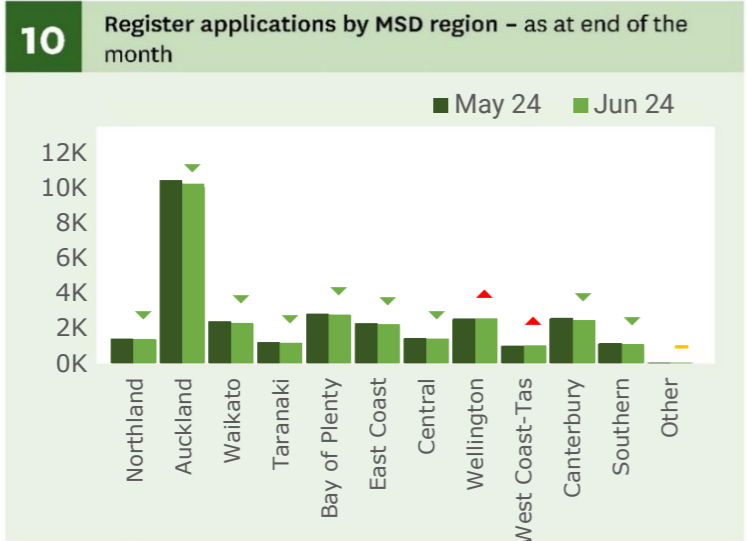
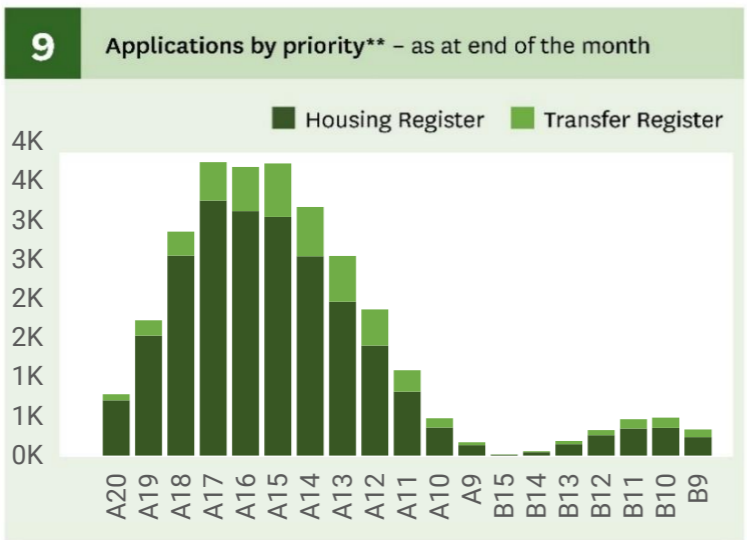
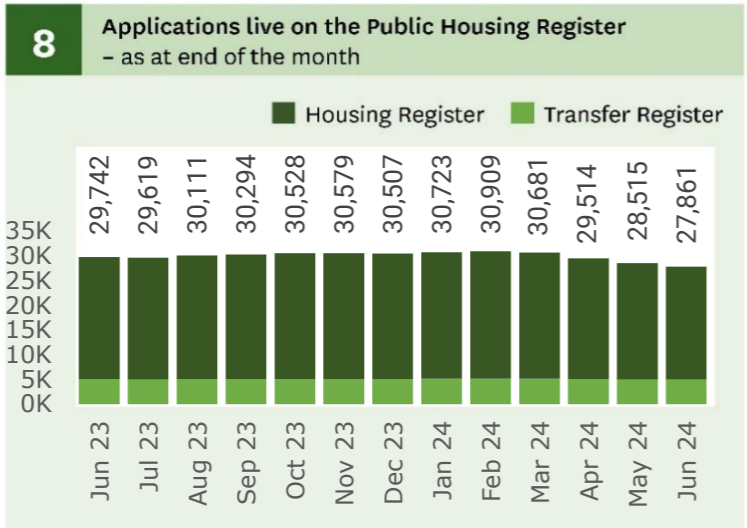
114 fewer than last month

\*People who already live in public housing, but have applied and are eligible to transfer to another property are placed on the Transfer Register.

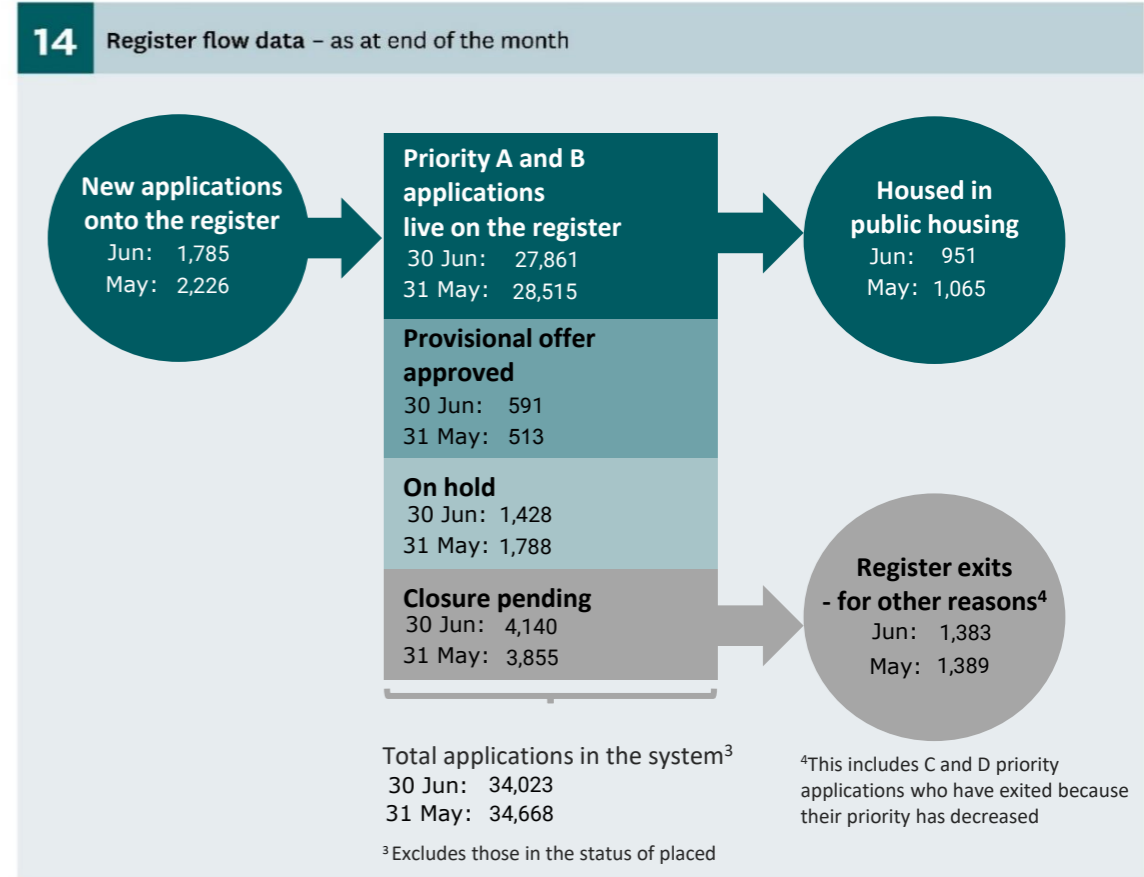
\*\*Graph 9 - Info on the SAS criteria used to determine eligibility and priority can be found here: [www.workandincome.govt.nz/map/social-housing/assessment-of-eligibility/index.html](http://www.workandincome.govt.nz/map/social-housing/assessment-of-eligibility/index.html)

Random Rounding has been applied to these figures. Figures in tables may not add up to the total due to random rounding.

## Public Housing Register numbers



## Public Housing Register flow



### Commentary

The number of Public Housing Register applications has decreased by 654 (2.3 percent) to 27,861 at the end of June 2024.

This monthly decrease is potentially due to 441 fewer applicants entering onto the register.

Most regions saw a decrease in the number of Public Housing Register applications, except Wellington and West Coast-Tasman.

Of the 951 applicants who were housed, 504 (53 percent) were households with children, 84 fewer than May 2024.

<sup>3</sup>MSD reports total response ethnicity. This means if a person identifies with more than one ethnic group, they are counted in each applicable group and the sum of responses for all ethnic groups may exceed 100%. For more information [www.msd.govt.nz/about-msd-and-our-work/tools/how-we-report-ethnicity.html](http://www.msd.govt.nz/about-msd-and-our-work/tools/how-we-report-ethnicity.html). Note, MELAA refers to Middle Eastern, Latin American, and African.