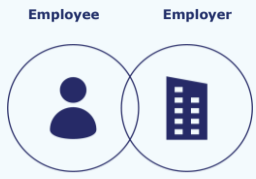


Proportion of unique jobs supported by the Wage Subsidy August 2021

Calculation

1. Unique jobs

A **Unique Job** is a unique employer and employee pair.



Some employees appear multiple times for different employers. For example, where a person has more than one part-time job.

2. Unique Wage Subsidy 2021 payment

723k unique jobs have been paid a Wage Subsidy August 2021 up to 27 August 2021 (applications are open until 3 September 2021).



3. Proportion of Unique jobs supported

636k Unique employee jobs paid the Wage Subsidy August 2021 were compared with the total number of jobs from Inland Revenue data paid during the month of June 2021 (the most recent available month), to calculate the proportion of unique jobs supported.

Proportion of unique jobs receiving support:

$$\frac{\text{Unique jobs paid a Wage Subsidy Aug 2021}}{\text{Unique jobs from Inland Revenue data}} = \frac{636k}{2.46M} \times 100\% = 25.8\%$$

4. Data considerations

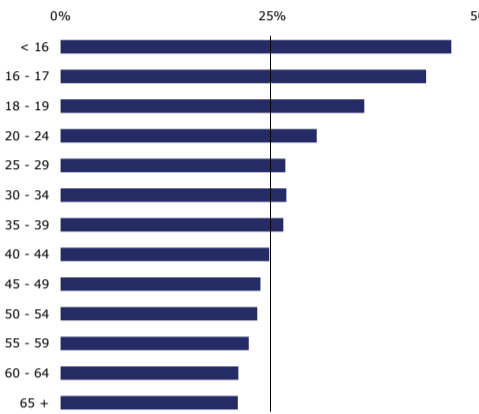
Multiple data sources have been combined to determine the variables below. Different approaches may lead to different results. For example, Stats NZ's Employment Indicator count of jobs is lower (resulting in a higher supported proportion of 28.3%).

Some employees paid a Wage Subsidy August 2021 are not included in Inland Revenue data. For example, some business owners could apply as employees. Excluding these would decrease the proportion supported to 22.8%. Refunds (past or future) have not been allowed for.

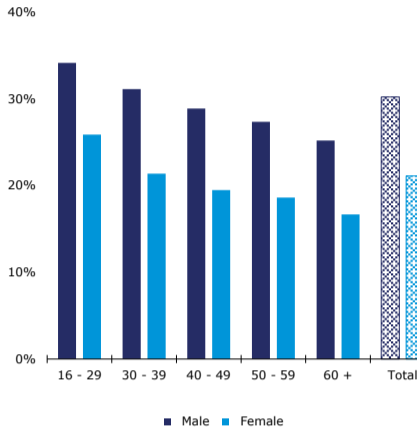
Notwithstanding these considerations, relativities between ages, ethnic groups, industries and regions are expected to be broadly similar.

Proportion of unique jobs supported by the Wage Subsidy August 2021

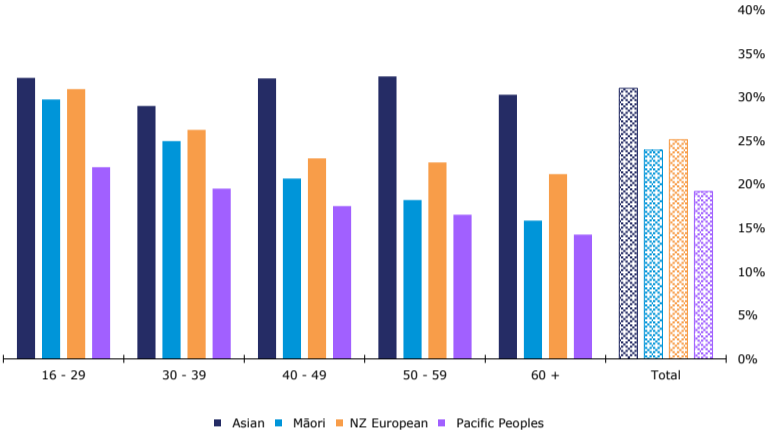
Age of employees



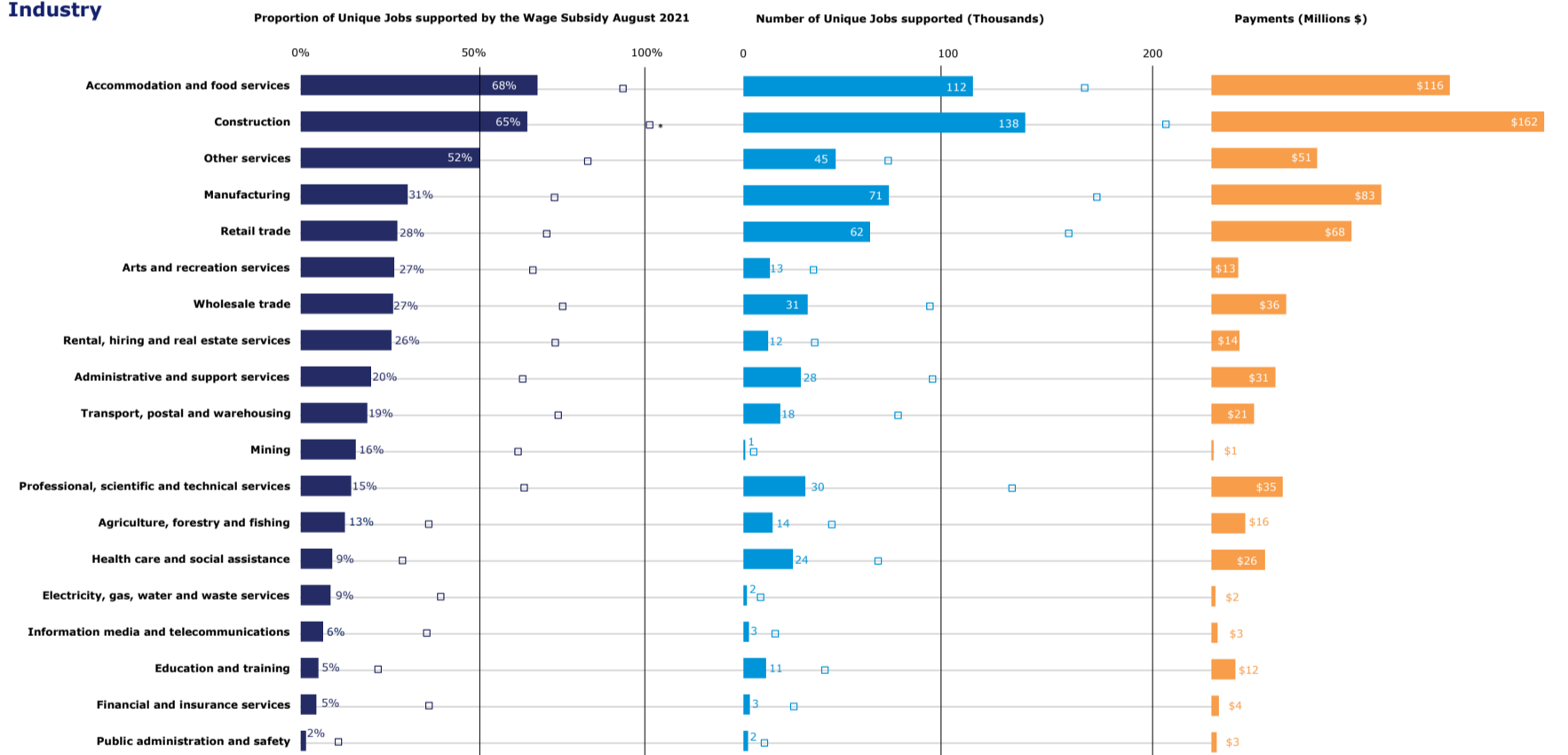
Age and gender of employees



Age and ethnic group of employees



Industry

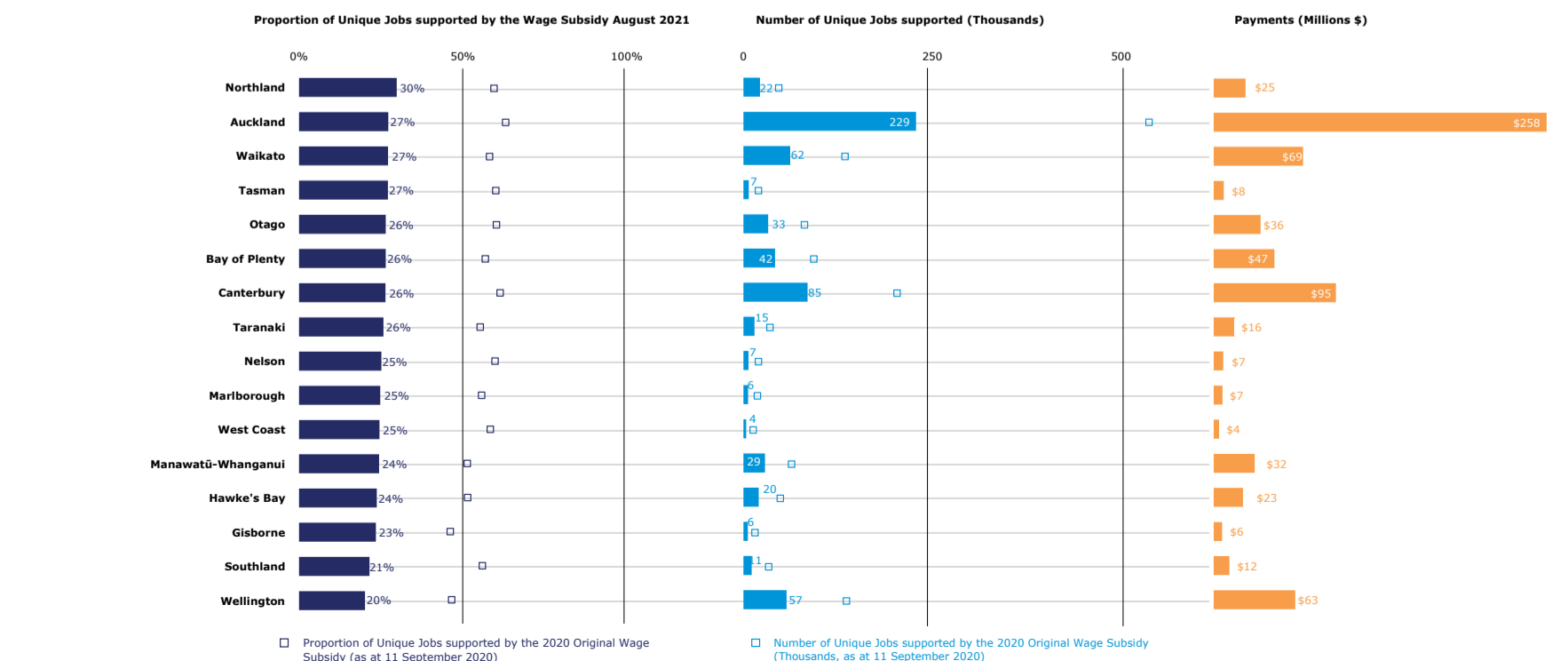


* This is above 100% for the reasons identified above

□ Proportion of Unique Jobs supported by the 2020 Original Wage Subsidy (as at 11 September 2020)

□ Number of Unique Jobs supported by the 2020 Original Wage Subsidy (Thousands, as at 11 September 2020)

Regional Councils of employees



□ Proportion of Unique Jobs supported by the 2020 Original Wage Subsidy (as at 11 September 2020)

□ Number of Unique Jobs supported by the 2020 Original Wage Subsidy (Thousands, as at 11 September 2020)



Proportion of unique jobs supported by the Wage Subsidy August 2021

- A3 explainer

The attached analysis provides information on which employee jobs have been supported by the Wage Subsidy August 2021 for applications approved up to 27 August 2021. Applications for the first part of the current scheme opened 20 August and will close 3 September.

The analysis focusses on employees and their jobs. We exclude sole traders when calculating proportions, as we do not yet know the total number of sole traders (there is a lag before they submit tax returns). Unique jobs are defined as unique combinations of an employer and an employee. Employees can work for more than one employer. For example, a person with two part-time jobs both supported by the Wage Subsidy August 2021 has both these jobs counted in the total count. This means that we expect fewer people to be supported in total, than the job count.

Further detail on how this analysis was undertaken can be found in the report published by MSD on who was supported by the Wage Subsidy, Wage Subsidy Extension and Resurgence Wage Subsidy (www.msd.govt.nz/about-msd-and-our-work/publications-resources/statistics/covid-19/who-received-the-covid-19-wage-subsidies-september-2020.html). This report used data up to 11 September 2020.

For this latest analysis, we have included a comparison against the 2020 Original Wage Subsidy (WS).

Applications for the latest Wage Subsidy are currently open, so the number of people supported will increase. Even allowing for this, the results will differ from the Original Wage Subsidy for a number of reasons, including:

- The Original Wage Subsidy was open to applications for 12 weeks. The latest Wage Subsidy is open for applications for 2 weeks.
- The Original Wage Subsidy was available for businesses that had experienced a 30% decline in revenue over a month, compared to the same month last year. The latest Wage Subsidy is available for those who had experienced a 40% decline in revenue over a two-week period, compared to a similar period 6 weeks prior.
- Businesses may have adjusted their business models to be more resilient to potential lockdowns.



Key insights on the Wage Subsidy August 2021 as at 27 August 2021:

- \$812m has been paid in support, up to 27 August 2021.
- 88k sole traders have received support to date, with \$100m paid to date. This compares to 230k sole traders supported by the WS (as at 11 September 2020).
- 636k unique employee jobs have received support to date, with \$712m paid in support. This compares to 1.43m unique jobs for the WS.
- 25.8% of all employee jobs have been supported to date. This compares to 58% for the WS.
- As with the WS, some cohorts have a higher proportion of unique jobs supported by the Wage Subsidy August 2021:
 - Northland at 30% and Auckland/Waikato at 27%. This is expected given the current COVID-19 outbreak is centred in Auckland. Unique jobs in Auckland have received 36% of all payments to employee jobs from the Wage Subsidy August 2021
 - Accommodation and food services at 68%. Accommodation and food services jobs have been paid 16% of all payments to employee jobs from the Wage Subsidy August 2021
 - Asian people at 31%. We have observed that Asian people are more likely to be employed in the accommodation and food services industry than any other ethnic group. Māori, Pacific Peoples and NZ European have, to date, had lower rates. This may be driven by differences in regional and industry makeup
 - Younger people such as 16 to 17 year olds at 43%. Younger people may be more likely to work in the accommodation and food services industry.

Considerations

Data collected by MSD to administer the Wage Subsidy has been supplemented with anonymised information from the Statistics New Zealand Integrated Data Infrastructure (IDI) to create a more complete understanding of who received support by age, sex, ethnic group, industry and location. To ensure confidentiality, values below 6 have been suppressed and the output has been randomly rounded up or down by 3. There are also a small number of employees that cannot be matched - for example, we cannot match the location of around 1% of the employees. This means that the exact numbers will differ slightly.

IDI disclaimer

These results are not official statistics. They have been created for research purposes from the Integrated Data Infrastructure (IDI) which is carefully managed by Stats NZ. For more information about the IDI please visit www.stats.govt.nz/integrated-data/. The results are based in part on tax data supplied by Inland Revenue to Stats NZ under the Tax Administration Act 1994 for statistical purposes. Any discussion of data limitations or weaknesses is in the context of using the IDI for statistical purposes, and is not related to the data's ability to support Inland Revenue's core operational requirements.