

Calculation

1. A Unique job

A **Unique Job** is a unique employer and employee pair.

Some employees appear multiple times for different employers. For example, where a person has more than one part-time job.

2. Unique 2021 Wage Subsidy payment

1.17m unique jobs have been paid a Wage Subsidy August 2021 #1 up to 1 October 2021 (applications were open from 20 August until 2 September).

143k

Sole Traders are excluded from the following calculations as the total number of sole traders in New Zealand is unknown until the end of the tax year.

1.03m Unique employee Jobs

3. Proportion of Unique jobs supported

1.03m Unique employee jobs paid the Wage Subsidy August 2021 #1 were compared with the total number of jobs from Inland Revenue data paid during the month of June 2021 (the most recent available month), to calculate the proportion of unique jobs supported.

Proportion of unique jobs receiving support:

$$\frac{\text{Unique jobs paid a Wage Subsidy Aug 2021 \#1}}{\text{Unique jobs from Inland Revenue data}} = \frac{1.03M}{2.46M} \times 100\% = 42.0\%$$

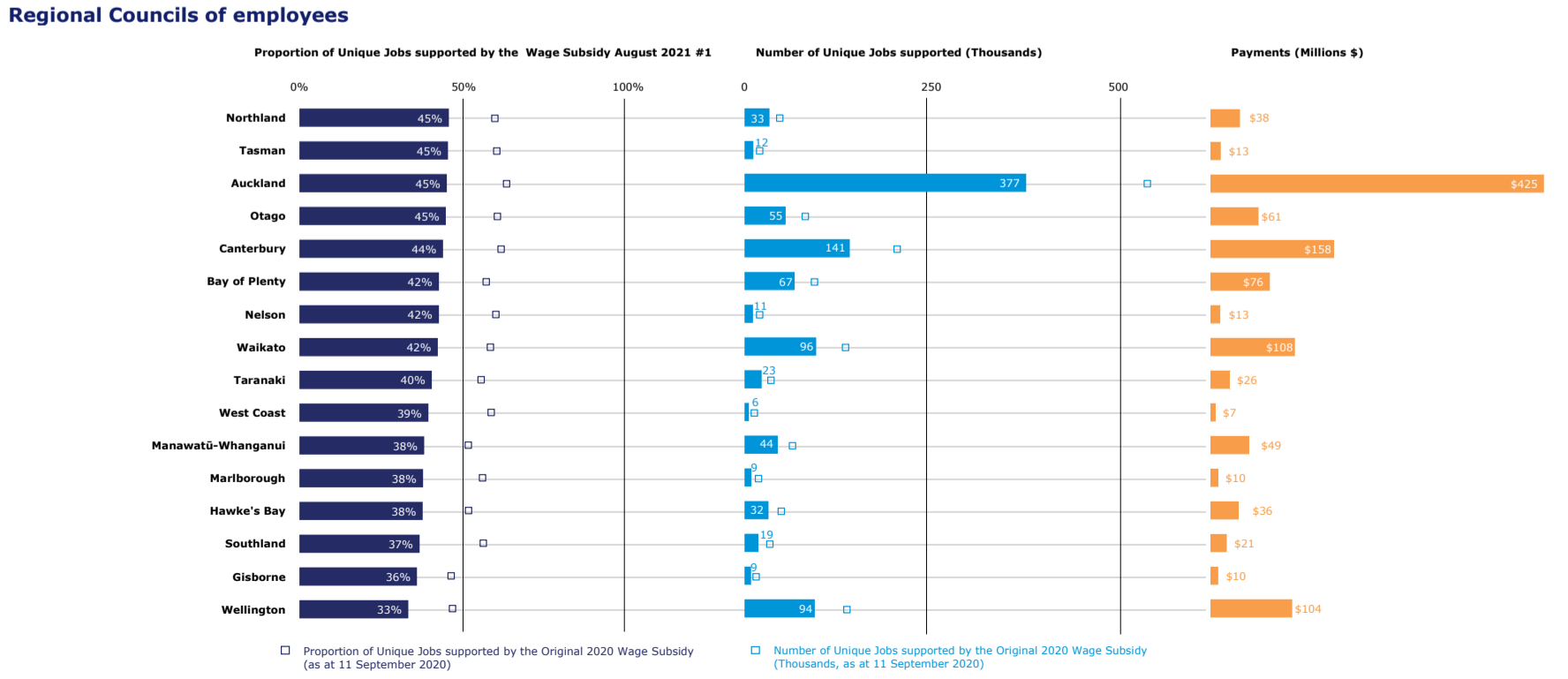
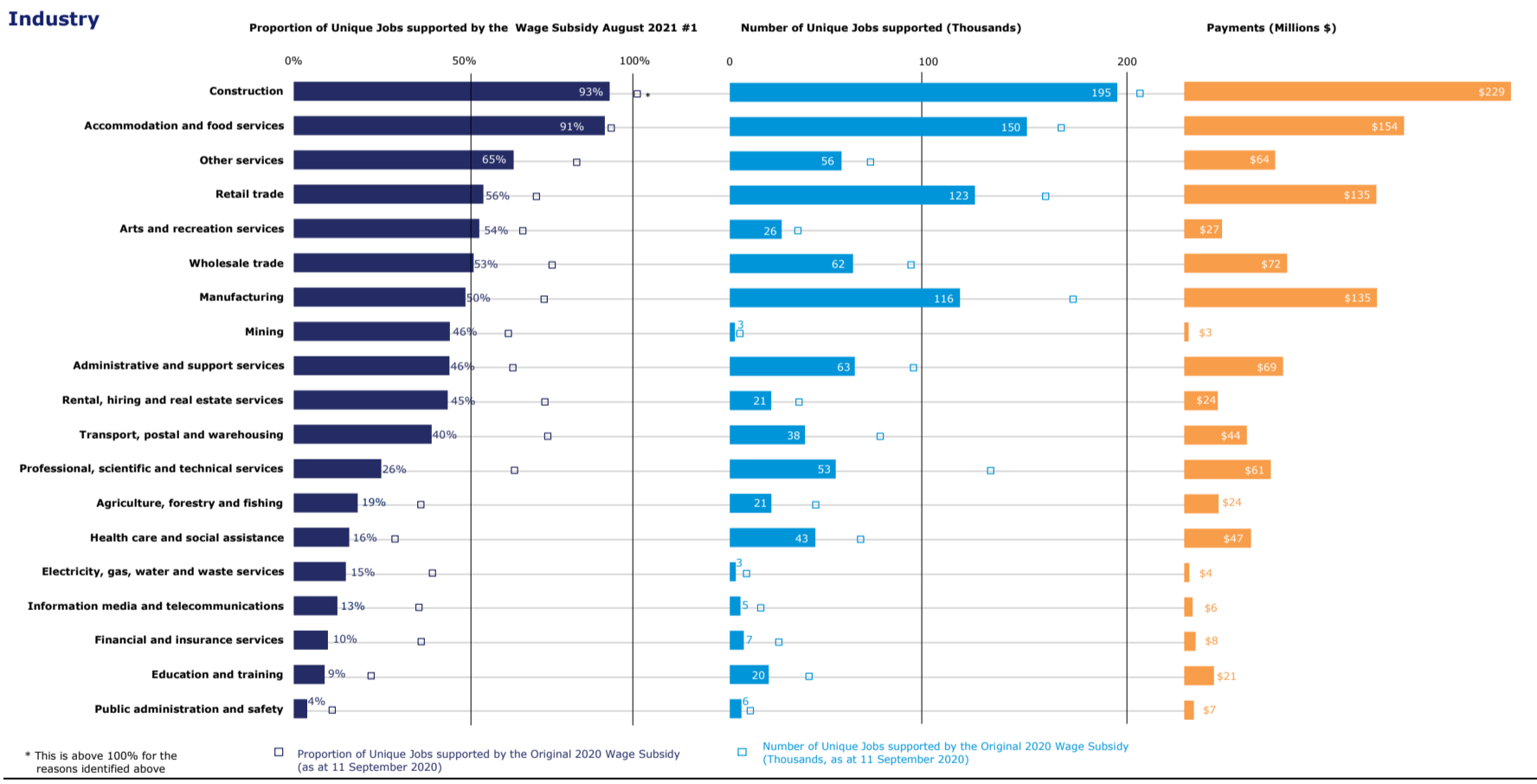
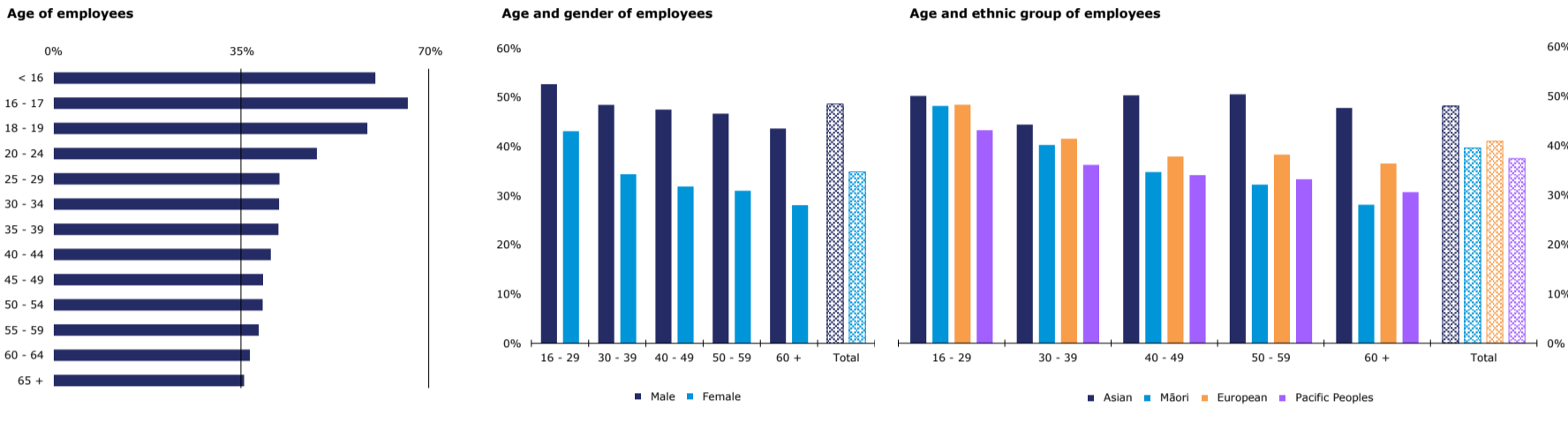
4. Data considerations

Multiple data sources have been combined to determine the variables below. Different approaches may lead to different results. For example, Stats NZ's Employment Indicator count of jobs is lower (resulting in a higher supported proportion of 46.0%).

Some employees paid a Wage Subsidy August 2021 are not included in Inland Revenue data. For example, some business owners could apply as employees. Excluding these would decrease the proportion supported to 37.0%. Refunds (past or future) have not been allowed for.

Notwithstanding these considerations, relativities between ages, ethnic groups, industries and regions are expected to be broadly similar.

Proportion of unique jobs supported by the Wage Subsidy August 2021 #1



Calculation

1. A Unique job

A **Unique Job** is a unique employer and employee pair.

Some employees appear multiple times for different employers. For example, where a person has more than one part-time job.

2. Unique 2021 Wage Subsidy payment

832k unique jobs have been paid a Wage Subsidy August 2021 #2 up to 15 October 2021 (applications opened 3 September and closed 16 September).

119k

Sole Traders are excluded from the following calculations as the total number of sole traders in New Zealand is unknown until the end of the tax year.

713k

Unique employee Jobs

3. Proportion of Unique jobs supported

713k Unique employee jobs paid the Wage Subsidy August 2021 #2 were compared with the total number of jobs from Inland Revenue data paid during the month of June 2021 (the most recent available month), to calculate the proportion of unique jobs supported.

Proportion of unique jobs receiving support:

$$\frac{\text{Unique jobs paid a Wage Subsidy Aug 2021 \#2}}{\text{Unique jobs from Inland Revenue data}} = \frac{713k}{2.46M} \times 100\% = 28.9\%$$

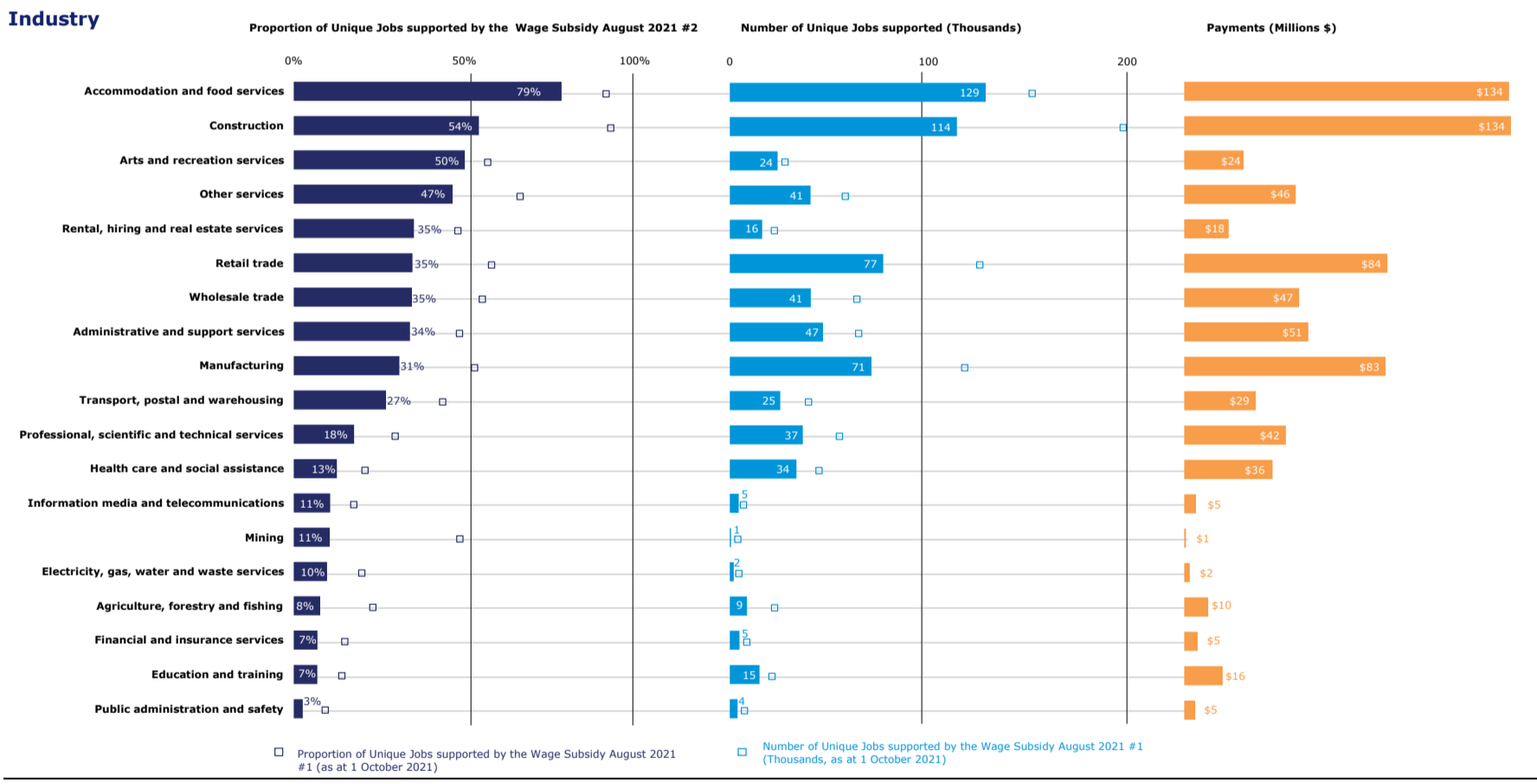
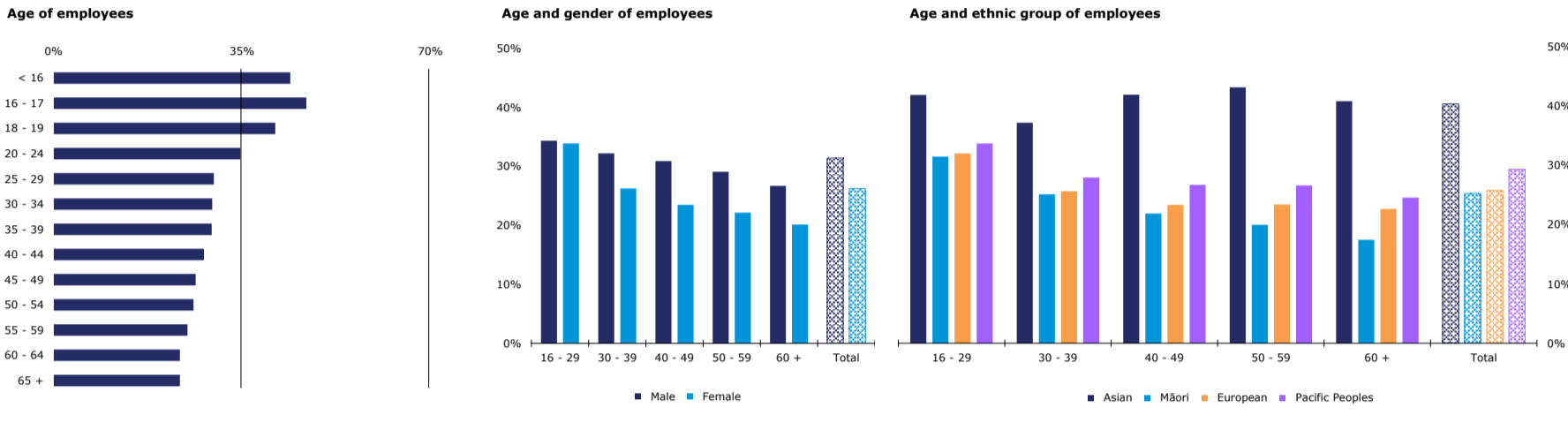
4. Data considerations

Multiple data sources have been combined to determine the variables below. Different approaches may lead to different results. For example, Stats NZ's Employment Indicator count of jobs is lower (resulting in a higher supported proportion of 31.7%).

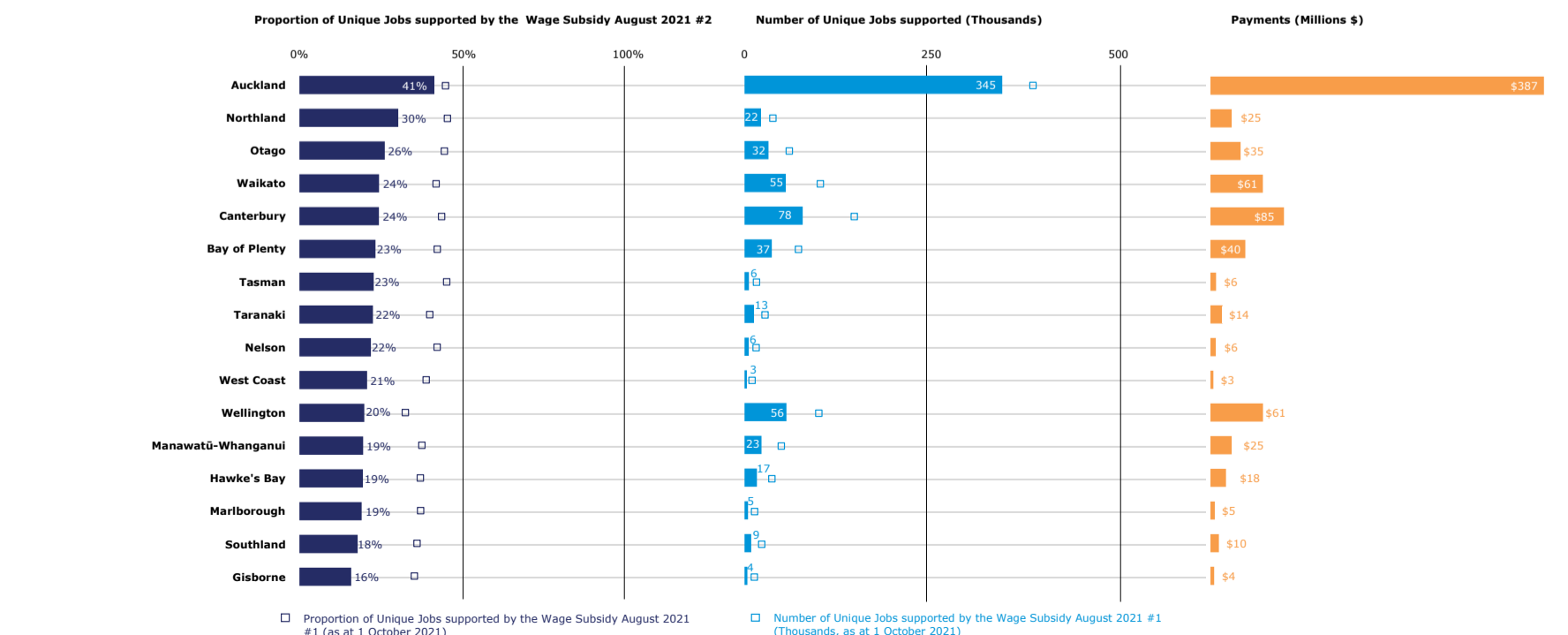
Some employees paid a Wage Subsidy August 2021 are not included in Inland Revenue data. For example, some business owners could apply as employees. Excluding these would decrease the proportion supported to 25.1%. Refunds (past or future) have not been allowed for.

Notwithstanding these considerations, relativities between ages, ethnic groups, industries and regions are expected to be broadly similar.

Proportion of unique jobs supported by the Wage Subsidy August 2021 #2



Regional Councils of employees



Calculation

1. A Unique job

A **Unique Job** is a unique employer and employee pair.

Some employees appear multiple times for different employers. For example, where a person has more than one part-time job.

2. Unique 2021 Wage Subsidy payment

540k unique jobs have been paid a Wage Subsidy August 2021 #3 up to 22 October 2021 (applications opened 17 September and closed 30 September).

89k

Sole Traders are excluded from the following calculations as the total number of sole traders in New Zealand is unknown until the end of the tax year.

451k Unique employee Jobs

3. Proportion of Unique jobs supported

451k Unique employee jobs paid the Wage Subsidy August 2021 #3 were compared with the total number of jobs from Inland Revenue data paid during the month of June 2021 (the most recent available month), to calculate the proportion of unique jobs supported.

Proportion of unique jobs receiving support:

$$\frac{\text{Unique jobs paid a Wage Subsidy Aug 2021 \#3}}{\text{Unique jobs from Inland Revenue data}} = \frac{451k}{2.46M} \times 100\% = 18.3\%$$

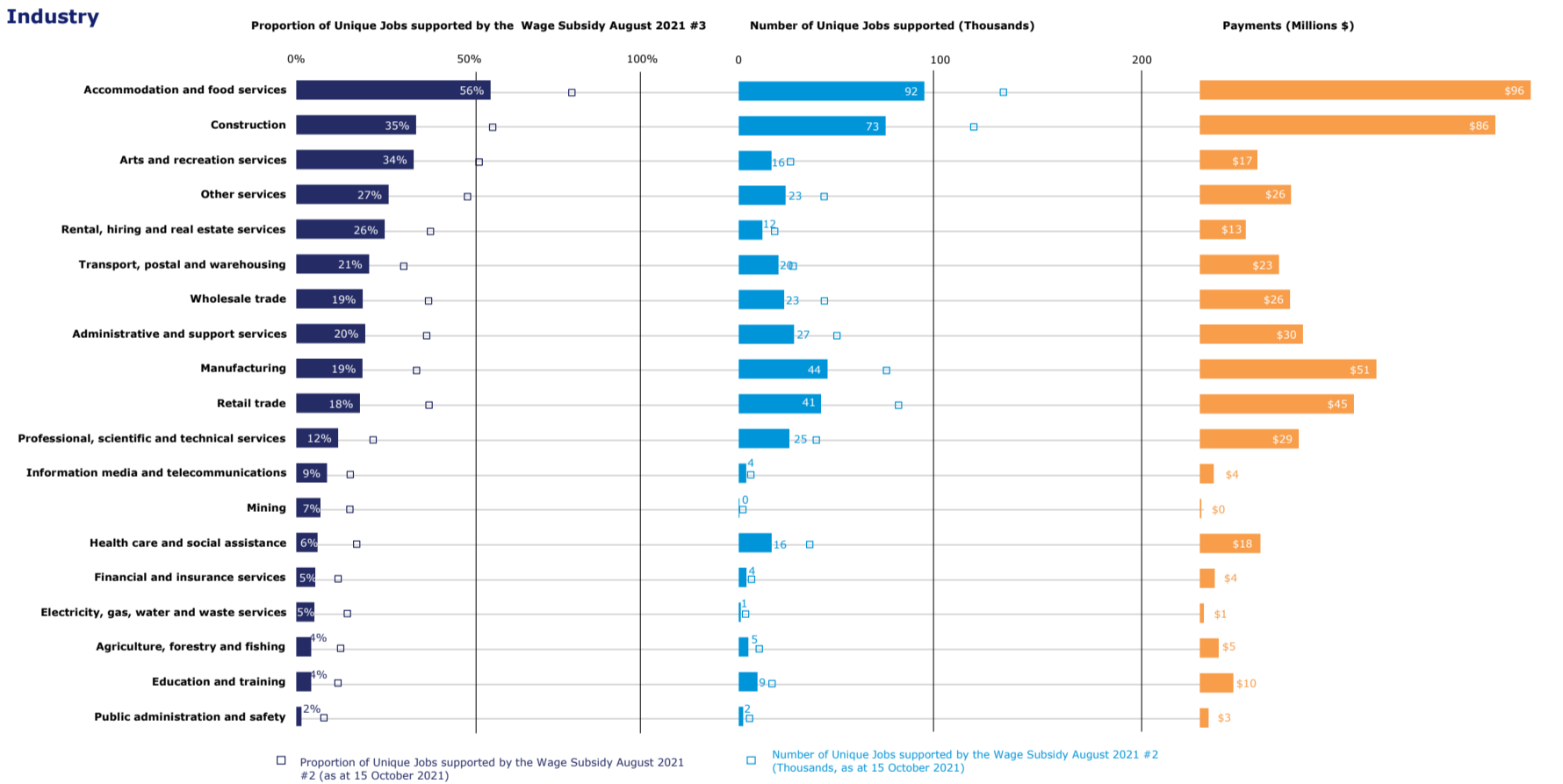
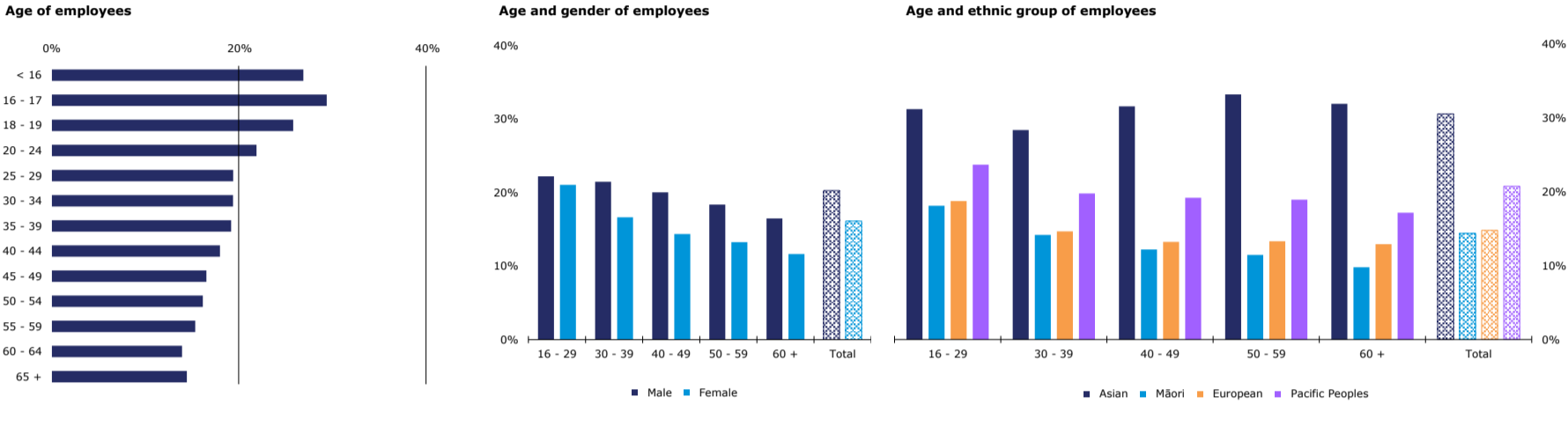
4. Data considerations

Multiple data sources have been combined to determine the variables below. Different approaches may lead to different results. For example, Stats NZ's Employment Indicator count of jobs is lower (resulting in a higher supported proportion of 20.1%).

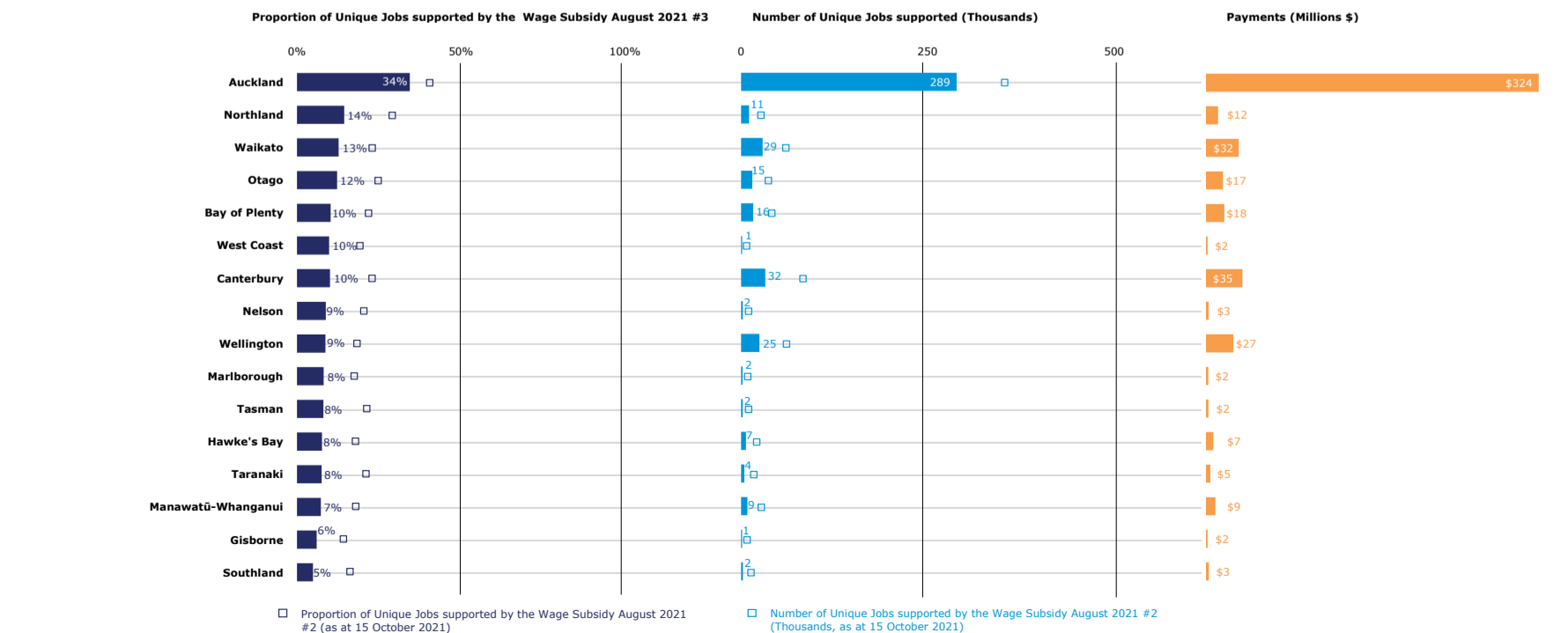
Some employees paid a Wage Subsidy August 2021 are not included in Inland Revenue data. For example, some business owners could apply as employees. Excluding these would decrease the proportion supported to 15.5%. Refunds (past or future) have not been allowed for.

Notwithstanding these considerations, relativities between ages, ethnic groups, industries and regions are expected to be broadly similar.

Proportion of unique jobs supported by the Wage Subsidy August 2021 #3



Regional Councils of employees



Calculation

1. A Unique job

A **Unique Job** is a unique employer and employee pair.

Some employees appear multiple times for different employers. For example, where a person has more than one part-time job.

2. Unique 2021 Wage Subsidy payment

427k unique jobs have been paid a Wage Subsidy August 2021 #4 up to 12 November 2021 (applications opened 1 October and closed 14 October).

80k Sole Traders are excluded from the following calculations as the total number of sole traders in New Zealand is unknown until the end of the tax year.

347k Unique employee Jobs

3. Proportion of Unique jobs supported

347k Unique employee jobs paid the Wage Subsidy August 2021 #4 were compared with the total number of jobs from Inland Revenue data paid during the month of June 2021 (the most recent available month), to calculate the proportion of unique jobs supported.

Proportion of unique jobs receiving support:

$$\frac{\text{Unique jobs paid a Wage Subsidy Aug 2021 \#4}}{\text{Unique jobs from Inland Revenue data}} = \frac{347k}{2.46M} \times 100\% = 14.1\%$$

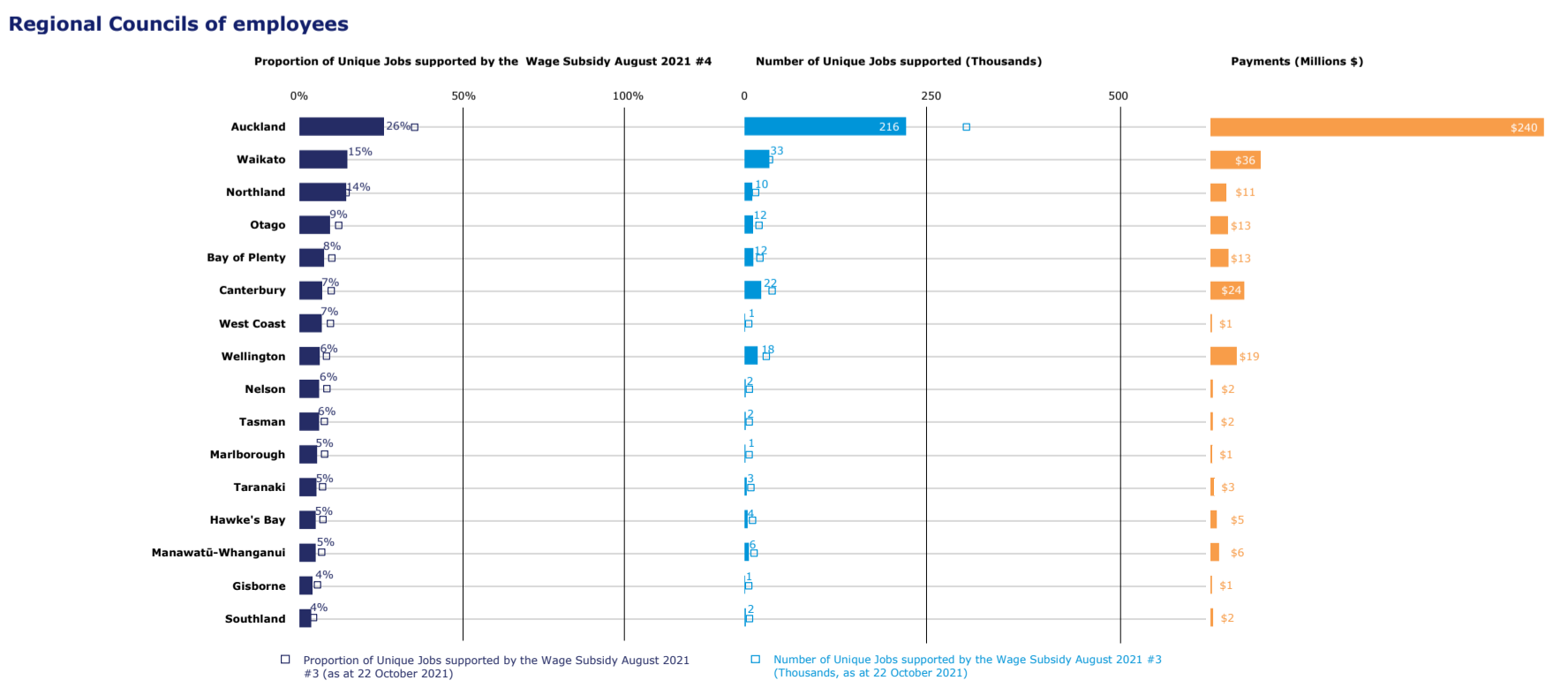
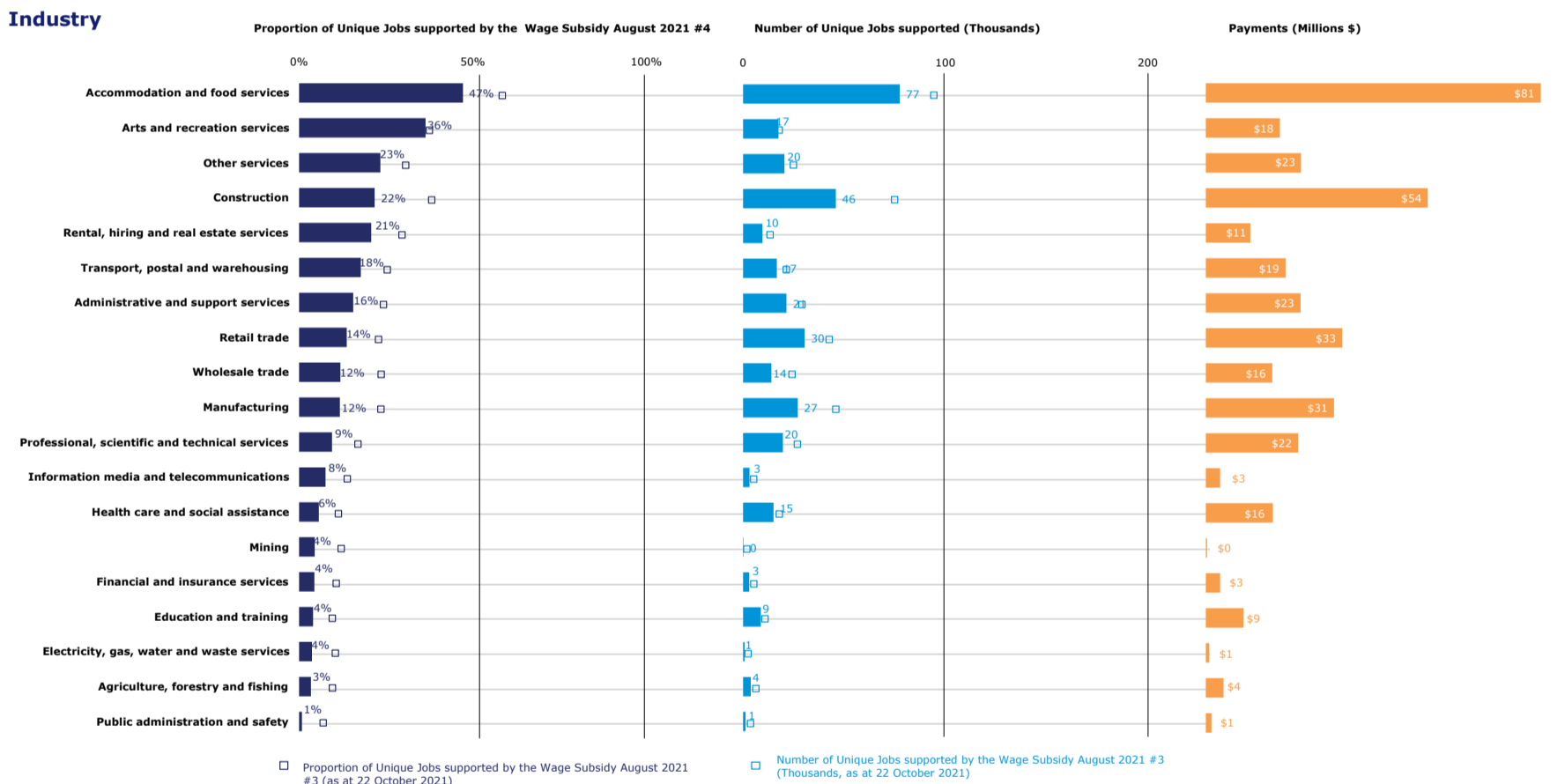
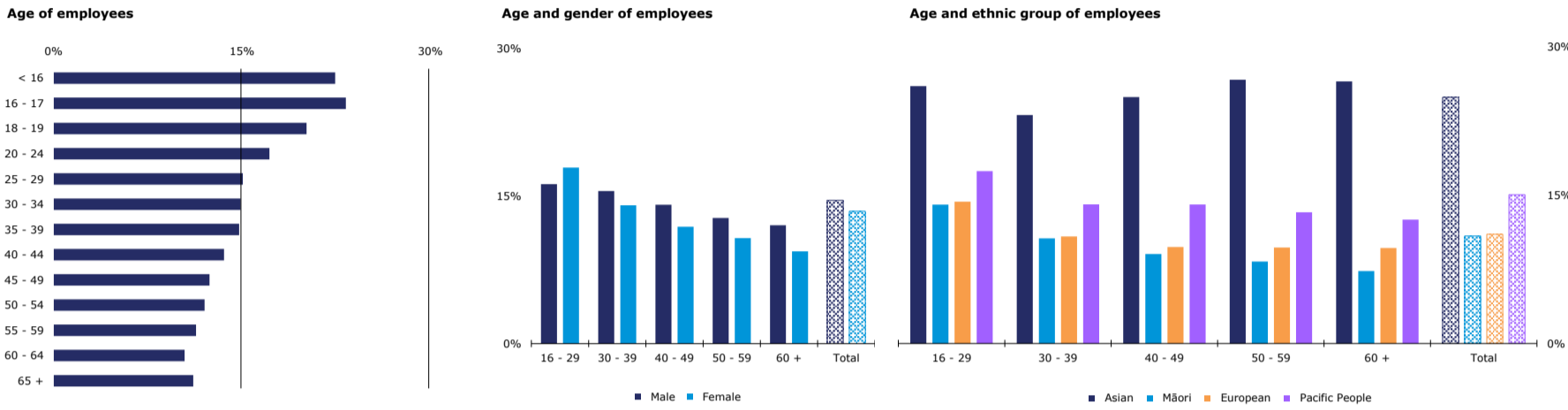
4. Data considerations

Multiple data sources have been combined to determine the variables below. Different approaches may lead to different results. For example, Stats NZ's Employment Indicator count of jobs is lower (resulting in a higher supported proportion of 15.4%).

Some employees paid a Wage Subsidy August 2021 are not included in Inland Revenue data. For example, some business owners could apply as employees. Excluding these would decrease the proportion supported to 11.6%. Refunds (past or future) have not been allowed for.

Notwithstanding these considerations, relativities between ages, ethnic groups, industries and regions are expected to be broadly similar.

Proportion of unique jobs supported by the Wage Subsidy August 2021 #4



Calculation

1. A Unique job

A **Unique Job** is a unique employer and employee pair.

Some employees appear multiple times for different employers. For example, where a person has more than one part-time job.

2. Unique 2021 Wage Subsidy payment

386k unique jobs have been paid a Wage Subsidy August 2021 #5 up to 19 November 2021 (applications opened 15 October and closed 28 October).

74k

Sole Traders are excluded from the following calculations as the total number of sole traders in New Zealand is unknown until the end of the tax year.

312k Unique employee Jobs

3. Proportion of Unique jobs supported

312k Unique employee jobs paid the Wage Subsidy August 2021 #5 were compared with the total number of jobs from Inland Revenue data paid during the month of June 2021 (the most recent available month), to calculate the proportion of unique jobs supported.

Proportion of unique jobs receiving support:

$$\frac{\text{Unique jobs paid a Wage Subsidy Aug 2021 \#5}}{\text{Unique jobs from Inland Revenue data}} = \frac{312k}{2.46M} \times 100\% = 12.7\%$$

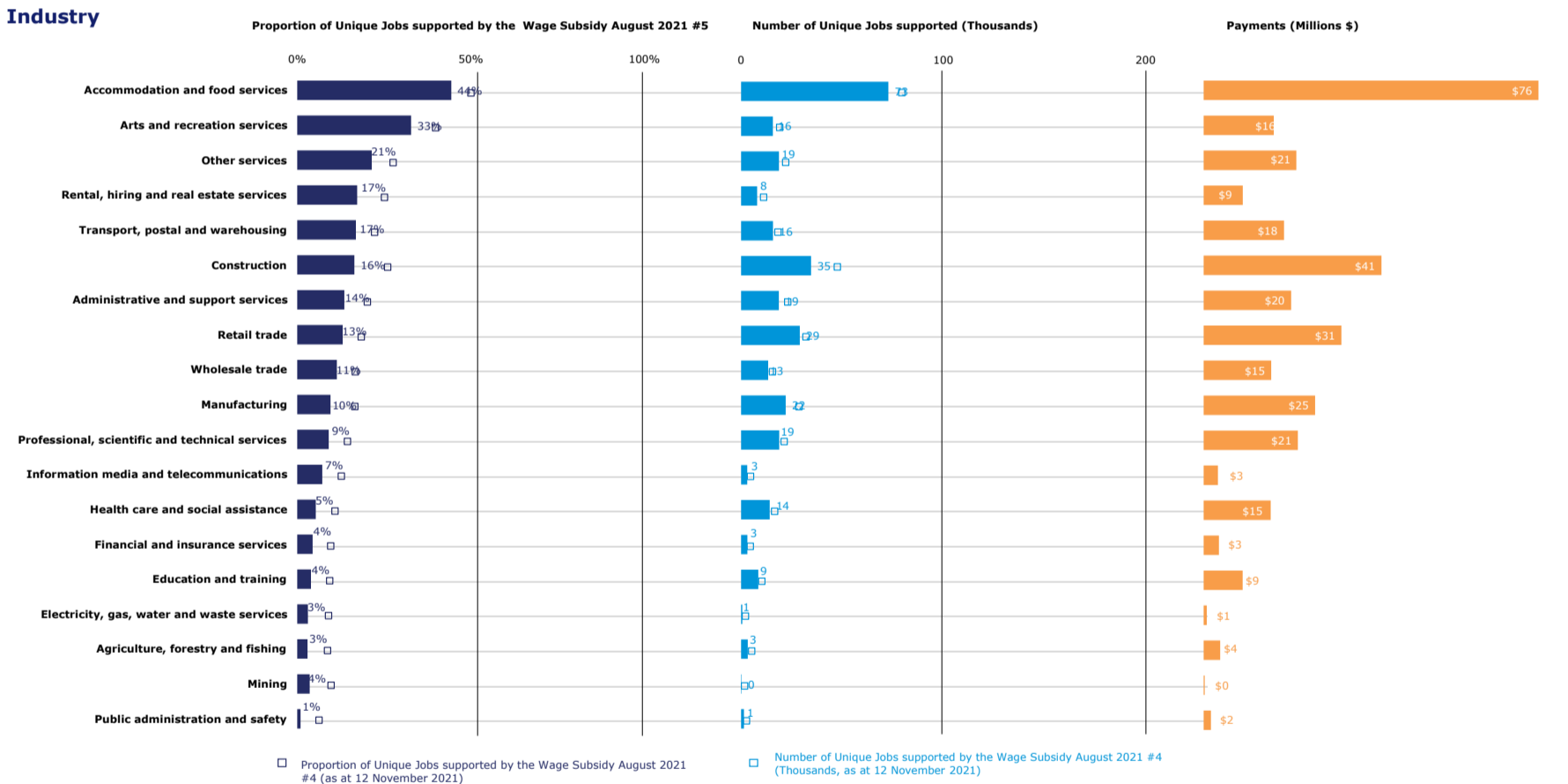
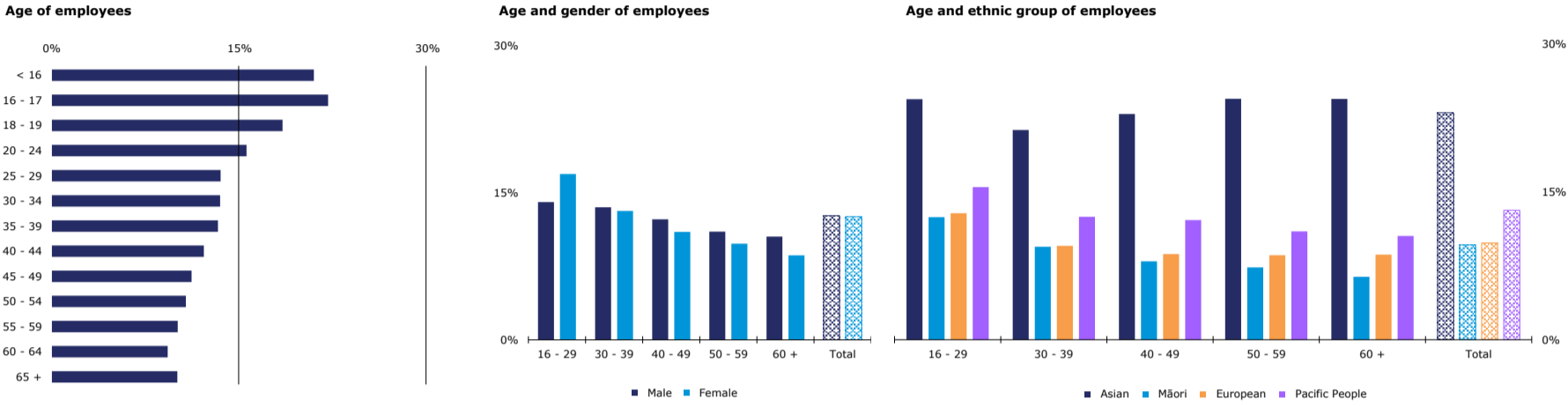
4. Data considerations

Multiple data sources have been combined to determine the variables below. Different approaches may lead to different results. For example, Stats NZ's Employment Indicator count of jobs is lower (resulting in a higher supported proportion of 13.9%).

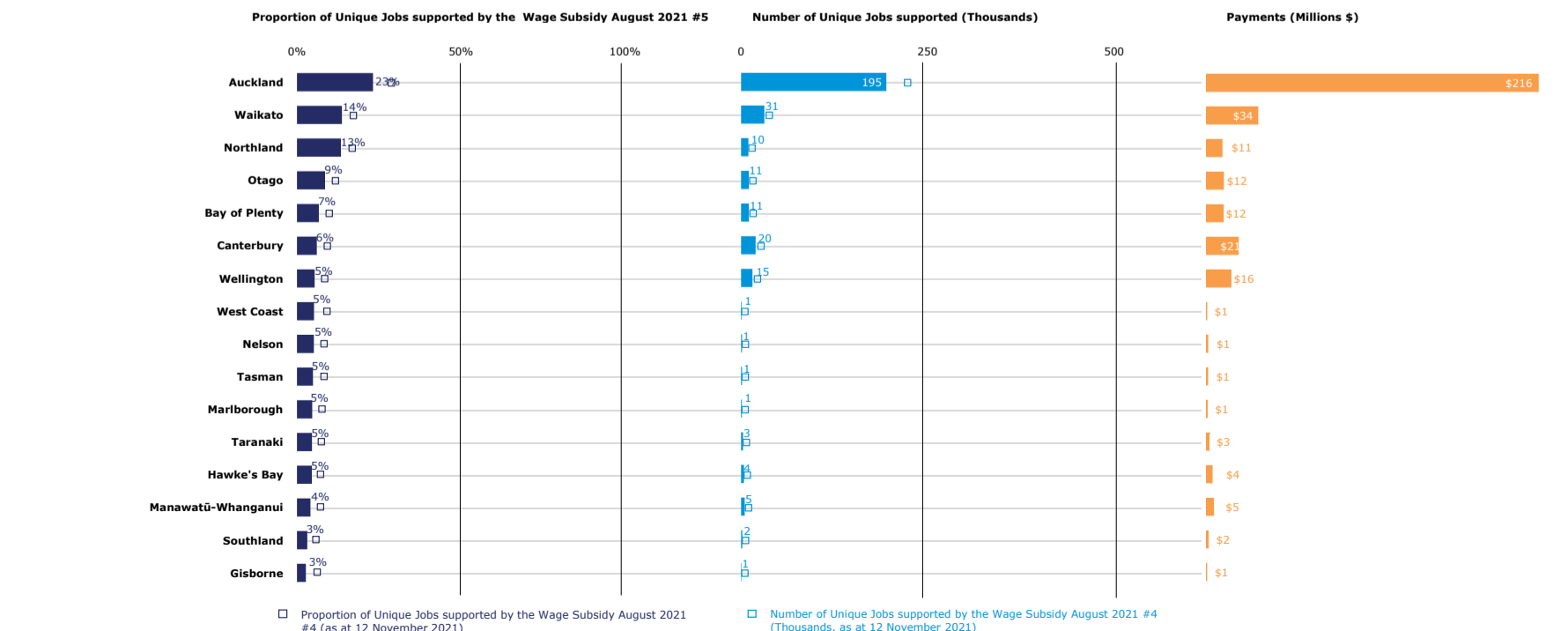
Some employees paid a Wage Subsidy August 2021 are not included in Inland Revenue data. For example, some business owners could apply as employees. Excluding these would decrease the proportion supported to 10.3%. Refunds (past or future) have not been allowed for.

Notwithstanding these considerations, relativities between ages, ethnic groups, industries and regions are expected to be broadly similar.

Proportion of unique jobs supported by the Wage Subsidy August 2021 #5



Regional Councils of employees



Calculation

1. A Unique job

A **Unique Job** is a unique employer and employee pair.

Some employees appear multiple times for different employers. For example, where a person has more than one part-time job.

2. Unique 2021 Wage Subsidy payment

333k unique jobs have been paid a Wage Subsidy August 2021 #6 up to 19 November 2021 (applications opened 29 October and closed 11 November).

68k

Sole Traders are excluded from the following calculations as the total number of sole traders in New Zealand is unknown until the end of the tax year.

265k

Unique employee Jobs

3. Proportion of Unique jobs supported

265k Unique employee jobs paid the Wage Subsidy August 2021 #6 were compared with the total number of jobs from Inland Revenue data paid during the month of June 2021 (the most recent available month), to calculate the proportion of unique jobs supported.

Proportion of unique jobs receiving support:

$$\frac{\text{Unique jobs paid a Wage Subsidy Aug 2021 \#6}}{\text{Unique jobs from Inland Revenue data}} = \frac{265k}{2.46M} \times 100\% = 10.8\%$$

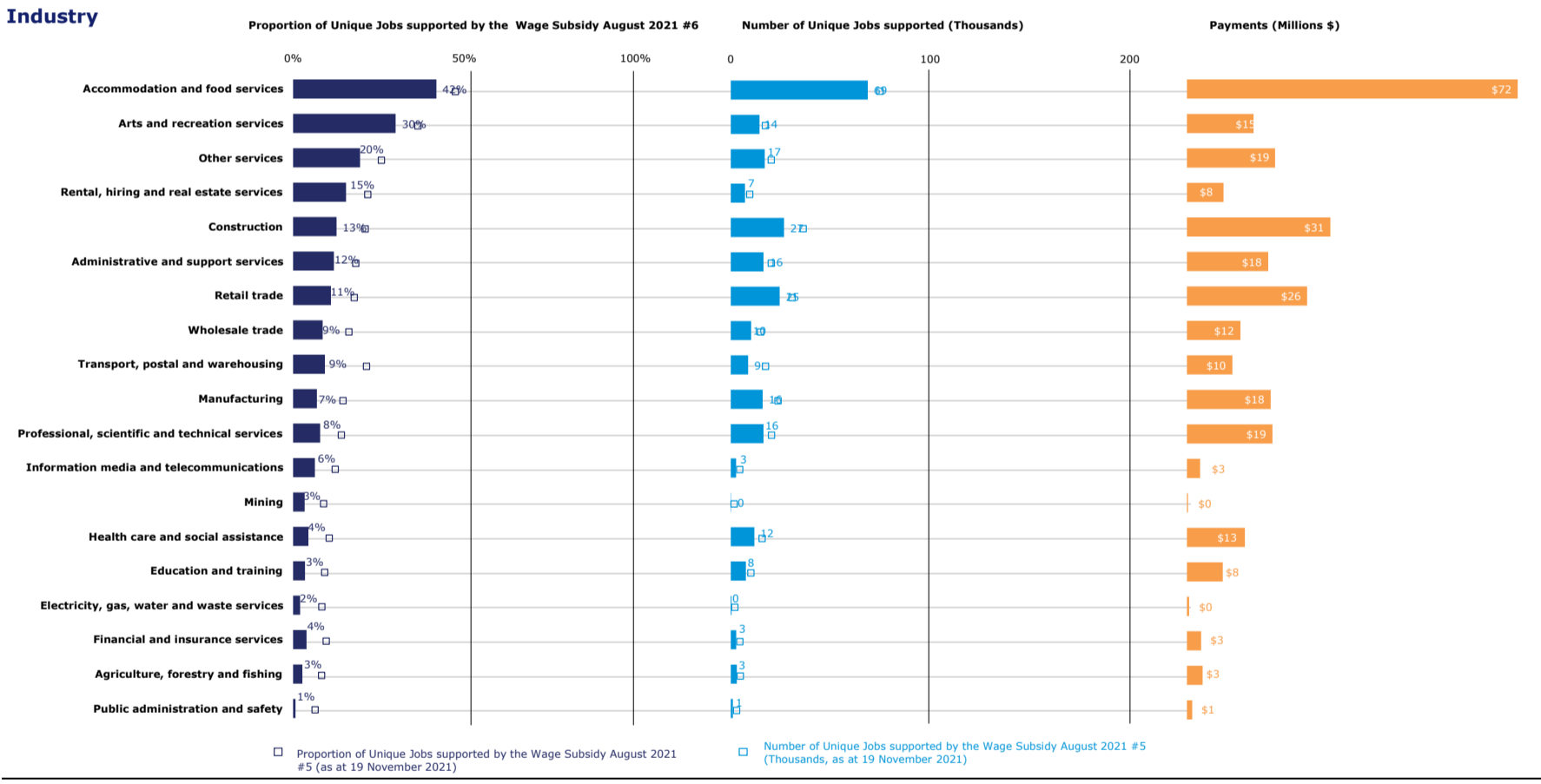
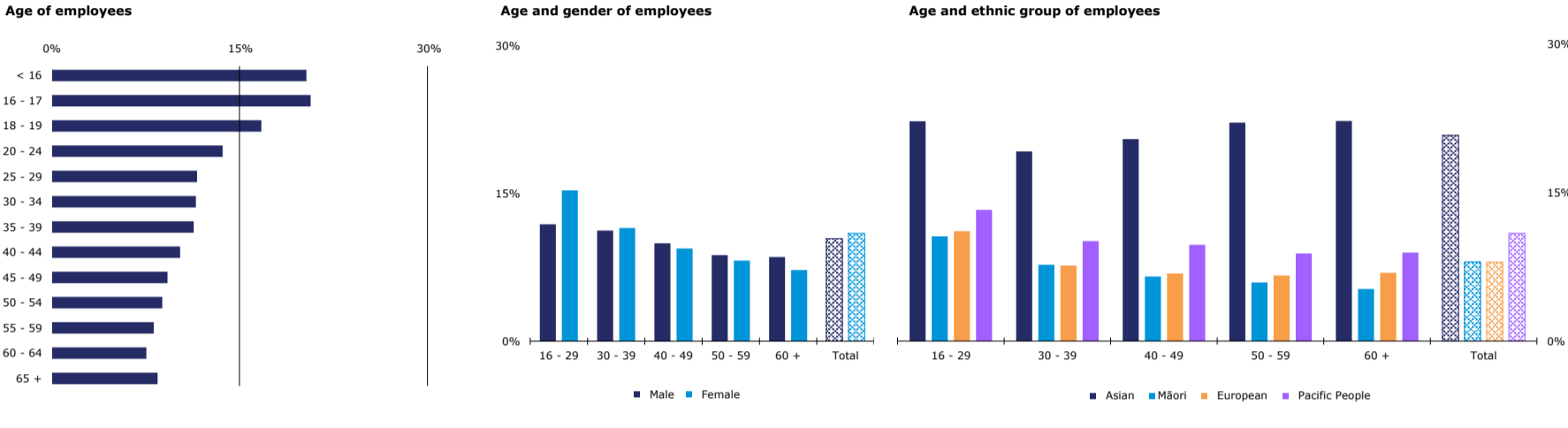
4. Data considerations

Multiple data sources have been combined to determine the variables below. Different approaches may lead to different results. For example, Stats NZ's Employment Indicator count of jobs is lower (resulting in a higher supported proportion of 11.8%).

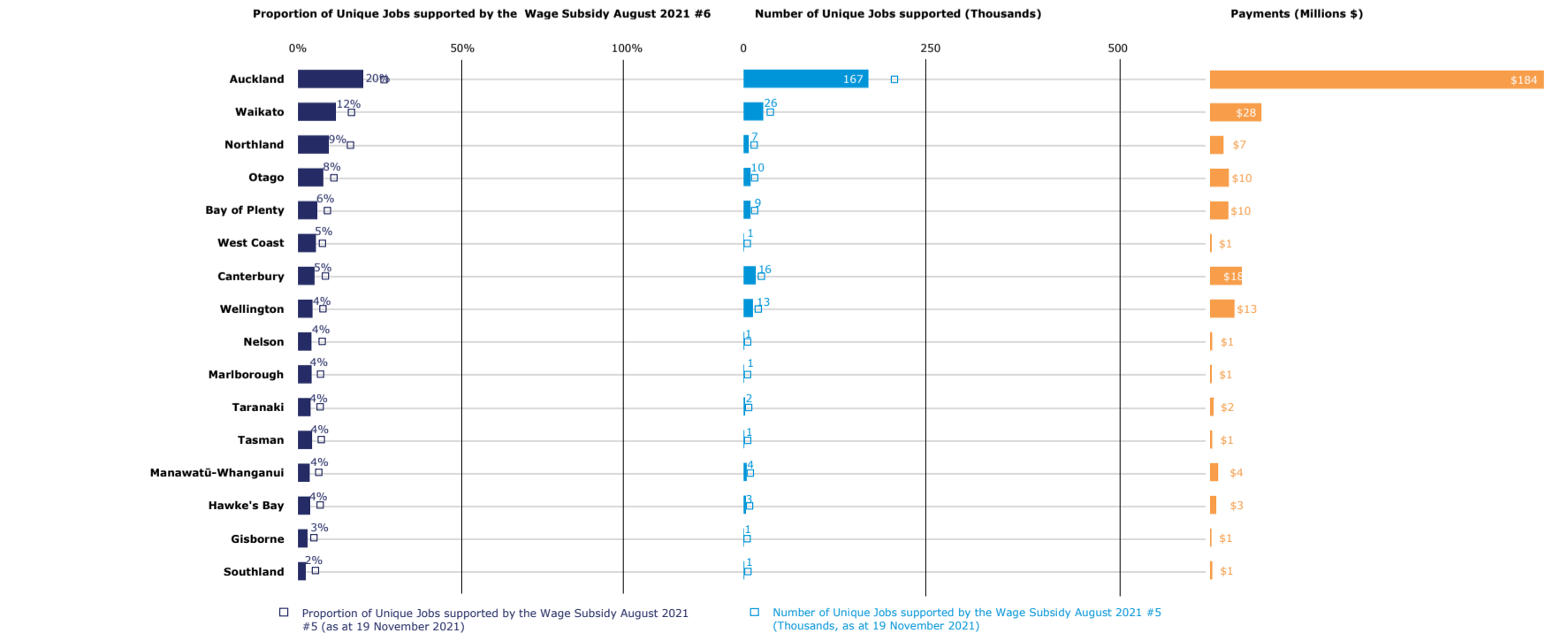
Some employees paid a Wage Subsidy August 2021 are not included in Inland Revenue data. For example, some business owners could apply as employees. Excluding these would decrease the proportion supported to 8.5%. Refunds (past or future) have not been allowed for.

Notwithstanding these considerations, relativities between ages, ethnic groups, industries and regions are expected to be broadly similar.

Proportion of unique jobs supported by the Wage Subsidy August 2021 #6



Regional Councils of employees



Calculation

1. A Unique job

A **Unique Job** is a unique employer and employee pair.

Some employees appear multiple times for different employers. For example, where a person has more than one part-time job.

2. Unique 2021 Wage Subsidy payment

300k unique jobs have been paid a Wage Subsidy August 2021 #7 up to 3 December 2021 (applications opened 12 November and closed 25 November).

64k

Sole Traders are excluded from the following calculations as the total number of sole traders in New Zealand is unknown until the end of the tax year.

236k Unique employee Jobs

3. Proportion of Unique jobs supported

236k Unique employee jobs paid the Wage Subsidy August 2021 #7 were compared with the total number of jobs from Inland Revenue data paid during the month of June 2021 (the most recent available month), to calculate the proportion of unique jobs supported.

Proportion of unique jobs receiving support:

$$\frac{\text{Unique jobs paid a Wage Subsidy Aug 2021 \#7}}{\text{Unique jobs from Inland Revenue data}} = \frac{236k}{2.46M} \times 100\% = 9.6\%$$

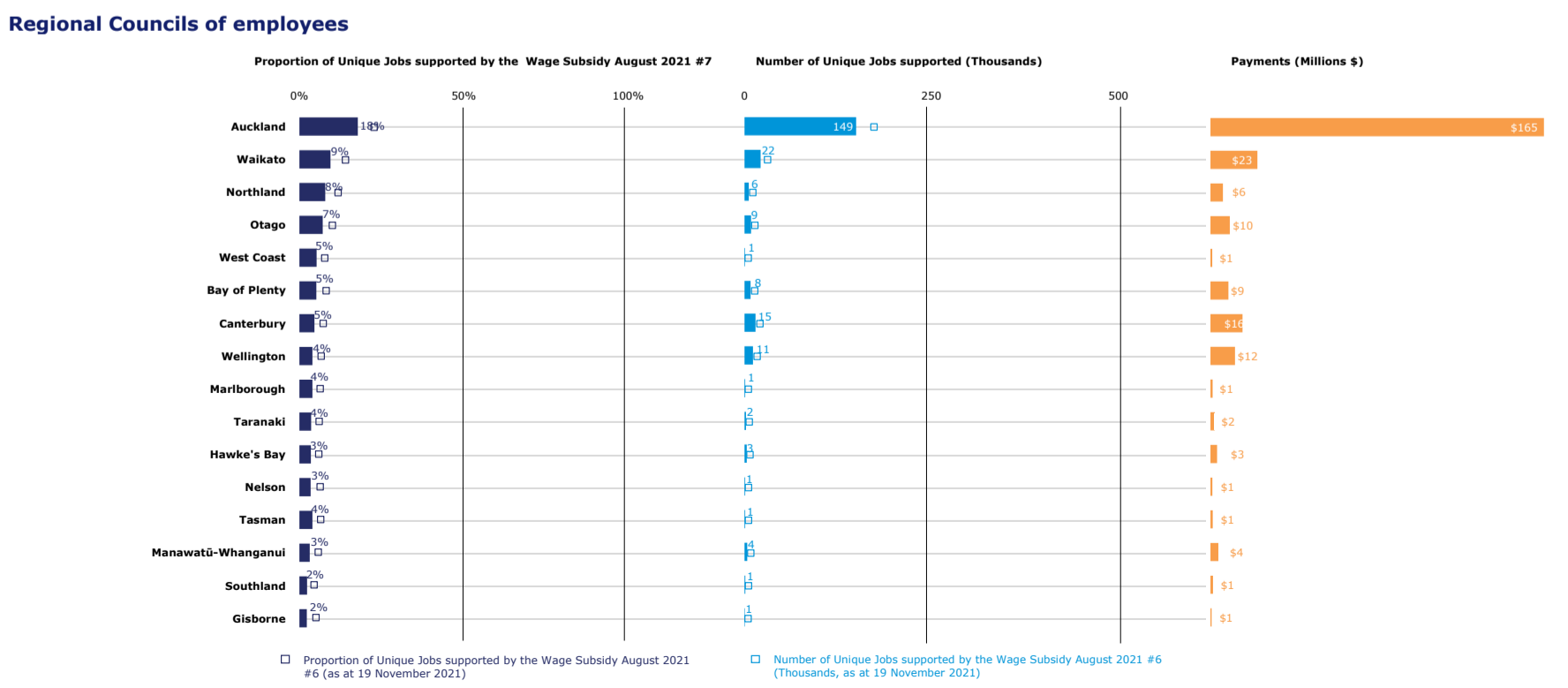
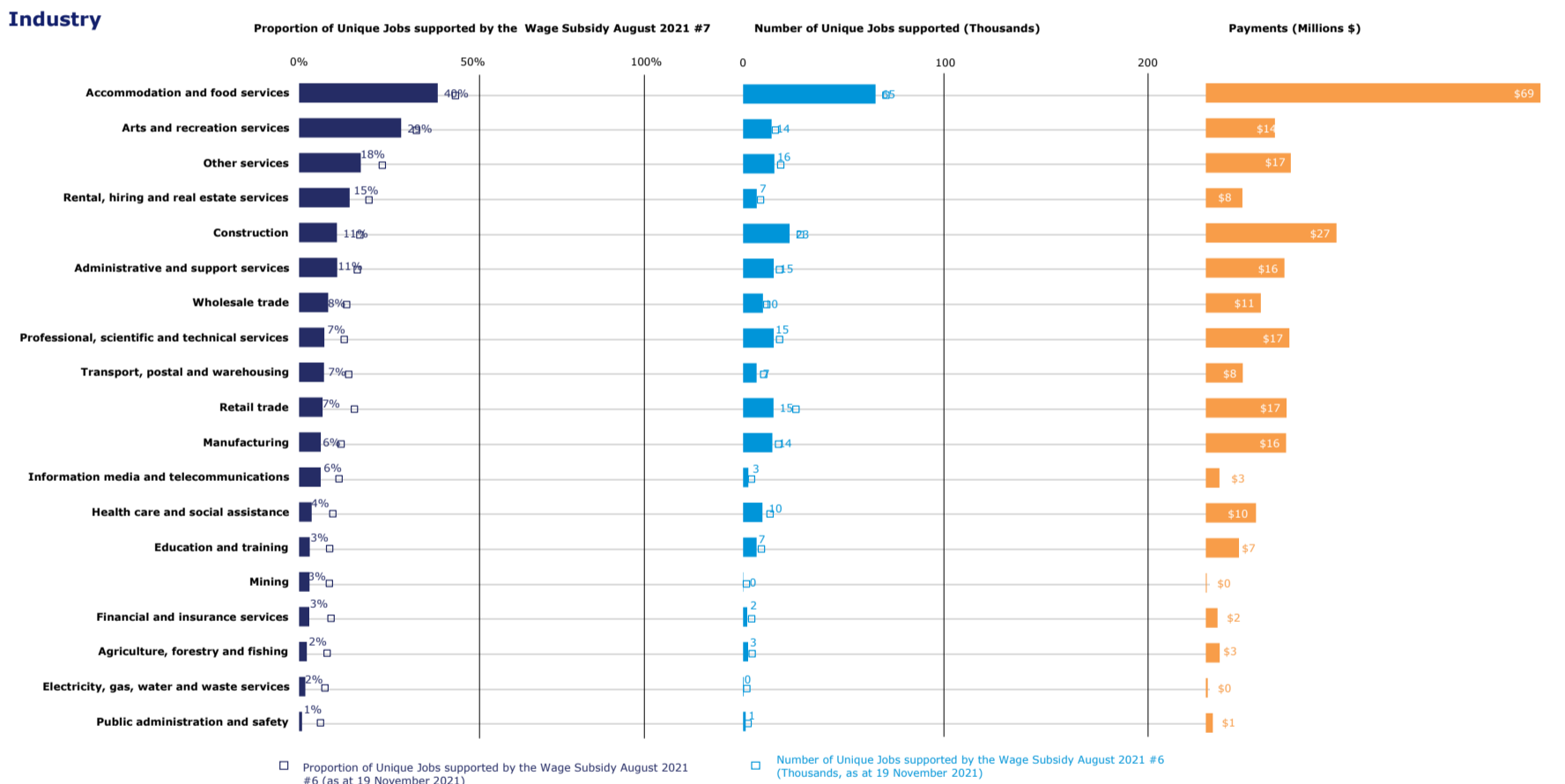
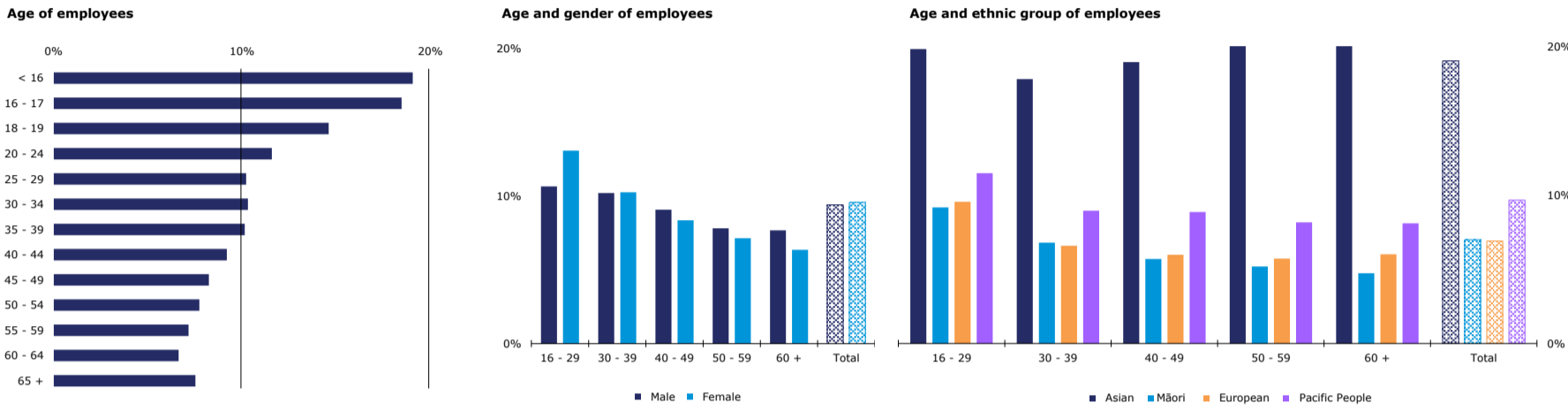
4. Data considerations

Multiple data sources have been combined to determine the variables below. Different approaches may lead to different results. For example, Stats NZ's Employment Indicator count of jobs is lower (resulting in a higher supported proportion of 10.5%).

Some employees paid a Wage Subsidy August 2021 are not included in Inland Revenue data. For example, some business owners could apply as employees. Excluding these would decrease the proportion supported to 7.3%. Refunds (past or future) have not been allowed for.

Notwithstanding these considerations, relativities between ages, ethnic groups, industries and regions are expected to be broadly similar.

Proportion of unique jobs supported by the Wage Subsidy August 2021 #7



Calculation

1. A Unique job

A **Unique Job** is a unique employer and employee pair.

Some employees appear multiple times for different employers. For example, where a person has more than one part-time job.

2. Unique 2021 Wage Subsidy payment

139k unique jobs have been paid a Wage Subsidy August 2021 #8 up to 3 December 2021 (applications opened 26 November and will close 9 December).

36k

Sole Traders are excluded from the following calculations as the total number of sole traders in New Zealand is unknown until the end of the tax year.

103k Unique employee Jobs

3. Proportion of Unique jobs supported

103k Unique employee jobs paid the Wage Subsidy August 2021 #8 were compared with the total number of jobs from Inland Revenue data paid during the month of June 2021 (the most recent available month), to calculate the proportion of unique jobs supported.

Proportion of unique jobs receiving support:

$$\frac{\text{Unique jobs paid a Wage Subsidy Aug 2021 \#8}}{\text{Unique jobs from Inland Revenue data}} = \frac{103k}{2.46M} \times 100\% = 4.2\%$$

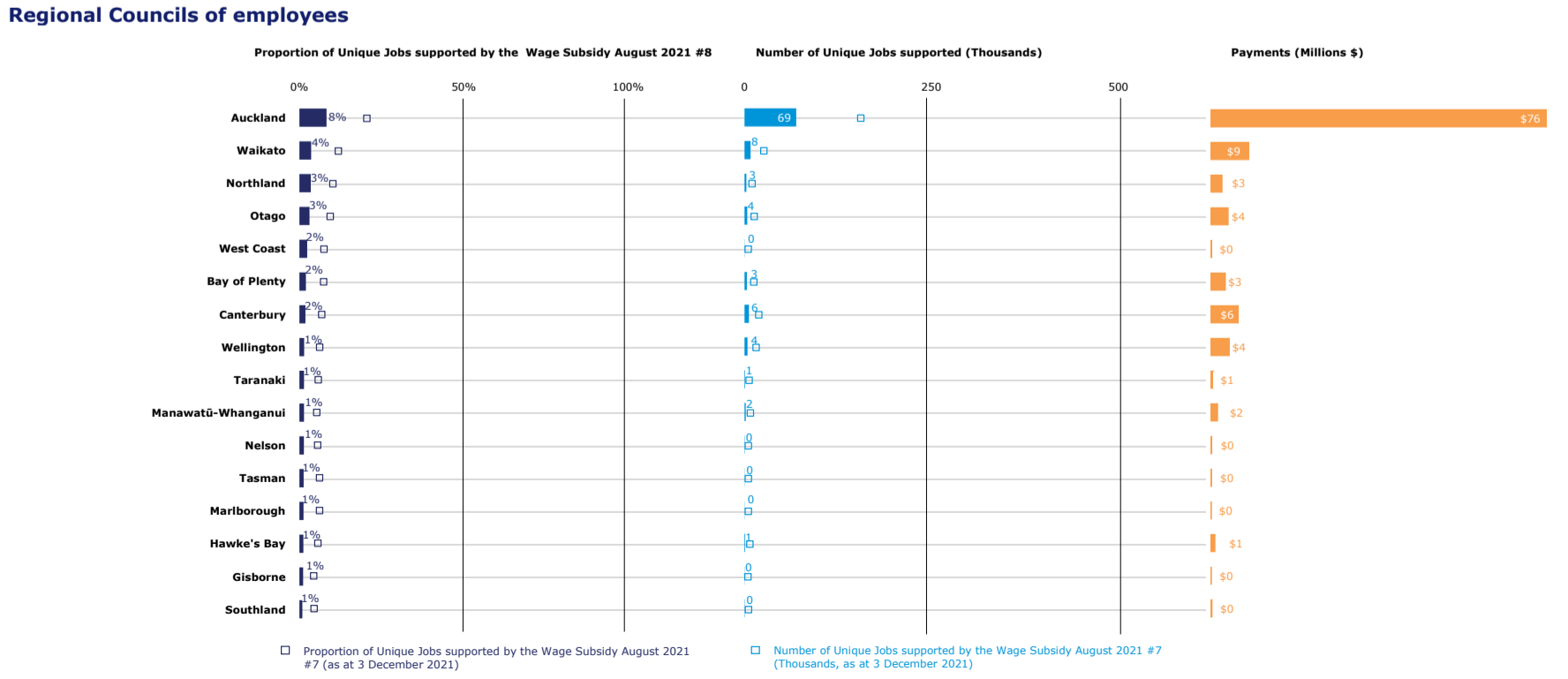
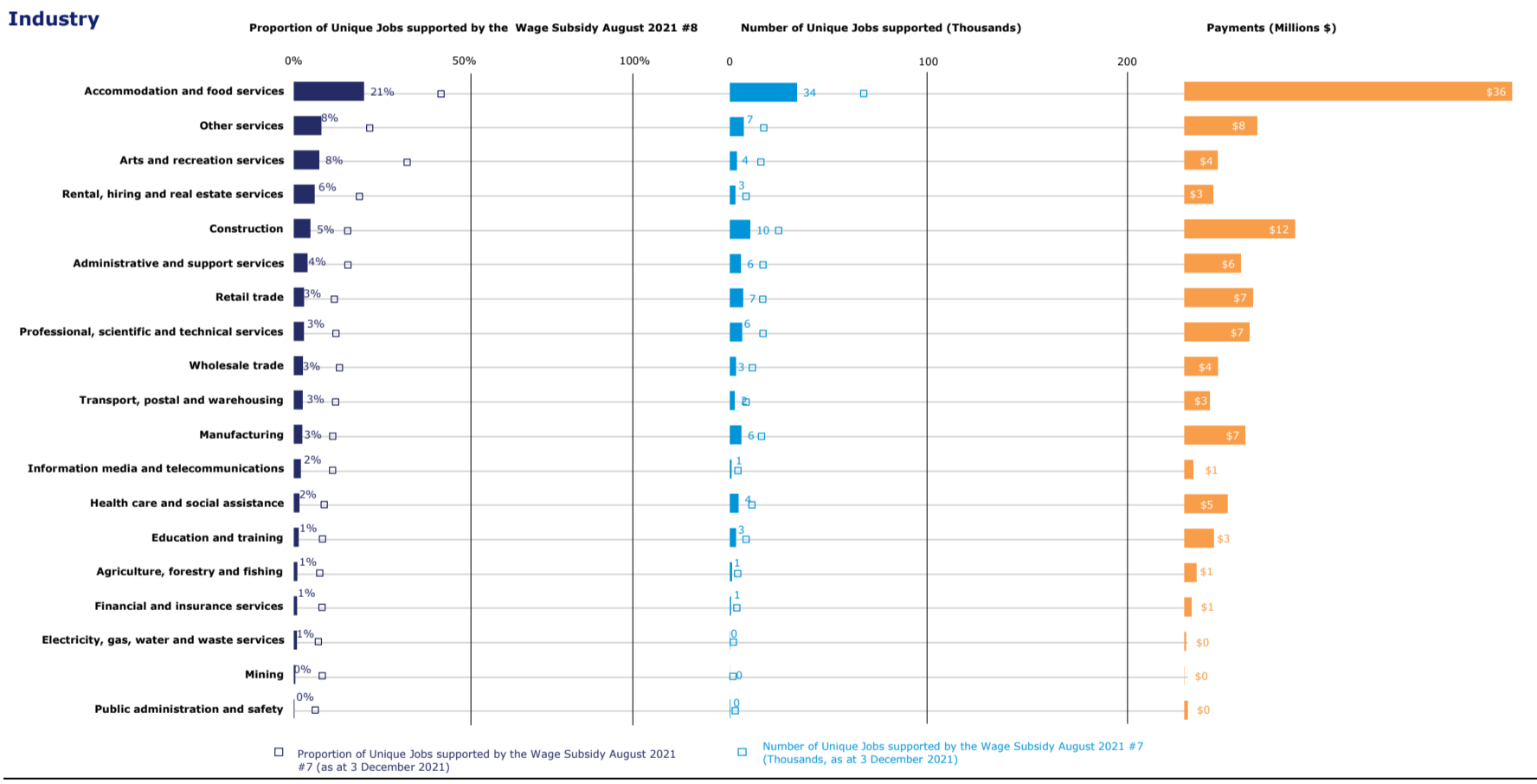
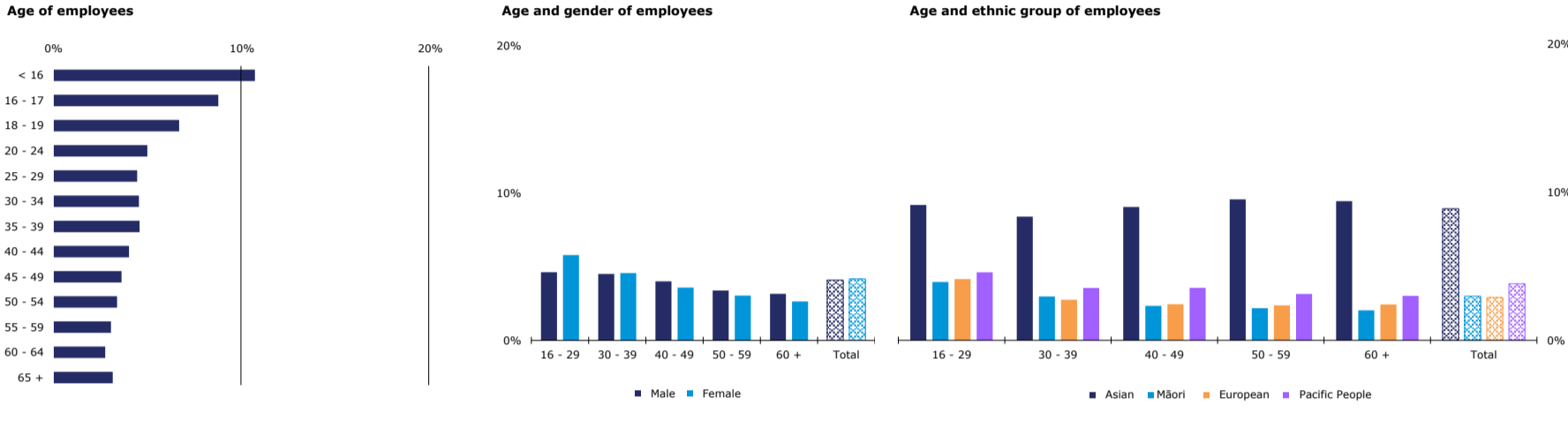
4. Data considerations

Multiple data sources have been combined to determine the variables below. Different approaches may lead to different results. For example, Stats NZ's Employment Indicator count of jobs is lower (resulting in a higher supported proportion of 4.6%).

Some employees paid a Wage Subsidy August 2021 are not included in Inland Revenue data. For example, some business owners could apply as employees. Excluding these would decrease the proportion supported to 3.1%. Refunds (past or future) have not been allowed for.

Notwithstanding these considerations, relativities between ages, ethnic groups, industries and regions are expected to be broadly similar.

Proportion of unique jobs supported by the Wage Subsidy August 2021 #8





Proportion of unique jobs supported by the Wage Subsidy August 2021 - A3 explainer

The attached analysis provides information on which employee jobs have been supported by the Wage Subsidy August 2021 for applications approved up to 3 December 2021¹. There have been 8 Wage Subsidy August 2021 payments to date:

- Applications for Wage Subsidy August 2021 #1 opened 20 August and closed 2 September.
- Applications for Wage Subsidy August 2021 #2 opened 3 September and closes on 16 September.
- Applications for Wage Subsidy August 2021 #3 opened 17 September and closed on 30 September.
- Applications for Wage Subsidy August 2021 #4 opened 1 October closed on 14 October.
- Applications for Wage Subsidy August 2021 #5 opened 15 October and closed on 28 October.
- Applications for Wage Subsidy August 2021 #6 opened 29 October and closed on 11 November.
- Applications for Wage Subsidy August 2021 #7 opened 12 November and closed on 25 November.
- Applications for Wage Subsidy August 2021 #8 opened 26 November and will close on 9 December.

The analysis focusses on employees and their jobs. We exclude sole traders when calculating proportions, as we do not yet know the total number of sole traders (there is a lag before they submit tax returns). Unique jobs are defined as unique combinations of an employer and an employee. Employees can work for more than one employer. For example, a person with two part-time jobs both supported by the Wage Subsidy August 2021 #1 has both these jobs counted in the total count. This means that we expect fewer people to be supported in total, than the job count.

The first A3 above shows unique jobs supported by Wage Subsidy August 2021 #1, the second A3 shows unique jobs supported by Wage Subsidy August 2021 #2, the third A3 shows unique jobs supported by Wage Subsidy August 2021 #3 and so on. Note that, for example, unique jobs

¹ Note that Wage Subsidy August 2021 #1 only contains data updated to 1 October 2021, #2 only contains data updated to 18 October 2021, #3 only contains data updated to 22 October 2021, #4 only contains data updated to 12 November and #5 & #6 only contain data updated to 19 November as they have been closed to applications for some time and the majority of applications have been processed.



supported by Wage Subsidy August 2021 #1 and #3 will be included in each of the A3s for #1 and #3.

Further detail on how this analysis was undertaken can be found in the report published by MSD on who was supported by the Wage Subsidy, Wage Subsidy Extension and Resurgence Wage Subsidy (www.msd.govt.nz/about-msd-and-our-work/publications-resources/statistics/covid-19/who-received-the-covid-19-wage-subsidies-september-2020.html). This report used data up to 11 September 2020.

For Wage Subsidy August 2021 #1 we have included a comparison against the 2020 Original Wage Subsidy (WS). For Wage Subsidy August 2021 #2 we have included a comparison against Wage Subsidy August 2021 #1. For Wage Subsidy August 2021 #3 we have included a comparison against Wage Subsidy August 2021 #2. For each subsequent Wage Subsidy August 2021 payment, we have compared against the prior Wage Subsidy August 2021 payment.

Applications for Wage Subsidy August 2021 #8 are currently open, so the number of people supported will increase. Even allowing for this, the results will differ from the Original Wage Subsidy for a number of reasons, including:

- The Original Wage Subsidy was open to applications for 12 weeks. The first part of the latest Wage Subsidy was open for applications for 2 weeks. The second part is open for another two weeks.
- The Original Wage Subsidy was available for businesses that had experienced a 30% decline in revenue over a month, compared to the same month last year. The latest Wage Subsidy is available for those who had experienced a 40% decline in revenue over a two-week period, compared to a similar period 6 weeks prior.
- Businesses may have adjusted their business models to be more resilient to potential lockdowns.

Key insights on the Wage Subsidy August 2021 as at 3 December 2021:

- \$4.6b has been paid in support across the eight August Wage Subsidies, up to 3 December 2021. \$1.3b for Wage Subsidy August 2021 #1, \$0.9b for #2, \$0.6b for #3, \$0.5b for #4, \$0.4b for #5, \$0.4b for #6, \$0.3b for #7 and \$0.2b for #8.
- The following numbers of sole traders have received payments to date from Wage Subsidy August 2021:
 - 143k sole traders supported by \$163m in payments from #1
 - 119k sole traders supported by \$135m in payments from #2
 - 89k sole traders supported by \$101m in payments from #3
 - 80k sole traders supported by \$90m in payments from #4
 - 74k sole traders supported by \$84m in payments from #5
 - 68k sole traders supported by \$77m in payments from #6
 - 64k sole traders supported by \$72m in payments from #7
 - 36k sole traders supported by \$41m in payments from #8

This compares to 230k sole traders supported by the WS (as at 11 September 2020).



- The following numbers of unique employee jobs have been supported to date from Wage Subsidy August 2021:
 - 1.03m unique employee jobs supported by \$1.16b in payments from #1
 - 713k unique employee jobs supported by \$791m in payments from #2
 - 451k unique employee jobs supported by \$501m in payments from #3
 - 347k unique employee jobs supported by \$383m in payments from #4
 - 312k unique employee jobs supported by \$343m in payments from #5
 - 265k unique employee jobs supported by \$290m in payments from #6
 - 236k unique employee jobs supported by \$257m in payments from #7
 - 103k unique employee jobs supported by \$112m in payments from #8This compares to 1.43m unique jobs for the WS.
- 42.0% of all employee jobs have been supported to date by the Wage Subsidy August 2021 #1, 28.9% by #2, 18.3% by #3, 14.1% by #4, 12.7% by #5, 10.8% by #6, 9.6% by #7 and 4.2% by #8. This compares to 58% for the WS.
- As with the WS, some cohorts have a higher proportion of unique jobs supported by the Wage Subsidy August 2021 #1 (#2, #3, #4, #5, #6, #7, #8):
 - Northland at 45% (30%, 14%, 14%, 13%, 9%, 8%, 3%) and Auckland at 45% (41%, 34%, 26%, 23%, 20%, 18%, 8%). This is expected given the current COVID-19 outbreak is centred in Auckland. Unique jobs in Auckland have received 37% (49%, 65%, 63%, 63%, 63%, 64%, 67%) of all payments to employee jobs from the Wage Subsidy August 2021 #1 (#2, #3, #4, #5, #6, #7, #8)
 - 93% (54%, 35%, 22%, 16%, 13%, 11%, 5%) of unique construction jobs were supported. Overall, construction jobs have been paid 20% (17%, 17%, 14%, 12%, 11%, 10%, 11%) of all payments to employee jobs from the Wage Subsidy August 2021 #1 (#2, #3, #4, #5, #6, #7, #8)
 - 91% (79%, 56%, 47%, 44%, 42%, 40%, 21%) of unique accommodation and food services jobs were supported. Accommodation and food services jobs have been paid 13% (17%, 19%, 21%, 23%, 25%, 27%, 32%) of all payments to employee jobs from the Wage Subsidy August 2021 #1 (#2, #3, #4, #5, #6, #7, #8)
 - Asian people at 48% (40%, 31%, 25%, 23%, 21%, 19%, 9%). We have observed that Asian people are more likely to be employed in the accommodation and food services industry than any other ethnic group. Māori, Pacific Peoples and European have, to date, had lower rates. This may be driven by differences in regional and industry makeup
 - Younger people such as 16 to 17 year olds at 66% (47%, 29%, 23%, 22%, 21%, 18%, 9%). Younger people may be more likely to work in the accommodation and food services industry.

Considerations

Data collected by MSD to administer the Wage Subsidy has been supplemented with anonymised information from the Statistics New Zealand Integrated Data Infrastructure (IDI) to create a more complete understanding of who received support by age, sex, ethnic group, industry, and location. To ensure confidentiality, values below 6 have been suppressed and the output has been randomly rounded up or down by 3. There are also a small number of employees that cannot be matched - for example, we cannot match the location of around 1% of the employees. This means that the exact numbers will differ slightly.



IDI disclaimer

These results are not official statistics. They have been created for research purposes from the Integrated Data Infrastructure (IDI) which is carefully managed by Stats NZ. For more information about the IDI please visit www.stats.govt.nz/integrated-data/. The results are based in part on tax data supplied by Inland Revenue to Stats NZ under the Tax Administration Act 1994 for statistical purposes. Any discussion of data limitations or weaknesses is in the context of using the IDI for statistical purposes, and is not related to the data's ability to support Inland Revenue's core operational requirements.