

624 decrease in the number of **Jobseeker Support – Work Ready recipients**, when comparing 19 February (132,234) with 12 February (132,858).

252 decrease in the number of **youth (18–24 year olds) receiving Jobseeker Support – Work Ready**, when comparing 19 February (38,088) with 12 February (38,340).

1,656 decrease in the number of **people receiving a main benefit**, when comparing 19 February (383,952) with 12 February (385,608).

12.2 percent of the estimated New Zealand working-age population received a main benefit as at 19 February.

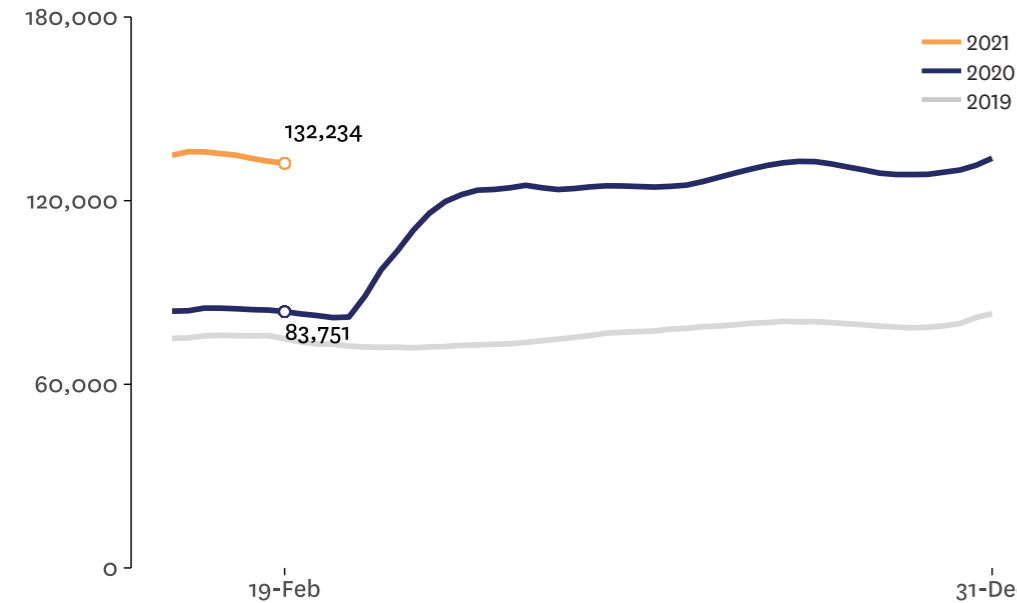
6.7 percent received Jobseeker Support as at 19 February.

3,057 cancels into work for all main benefits as at 19 February, compared with 2,196 as at 12 February.

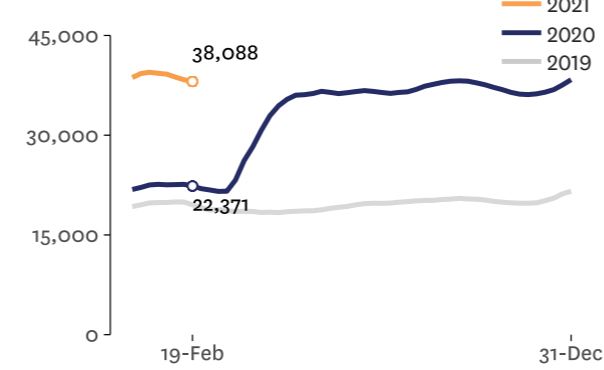
2,574 cancels into work from Jobseeker Support as at 19 February, compared with 1,887 as at 12 February.

Jobseeker Support – Work Ready, including youth, and Health Condition and Disability

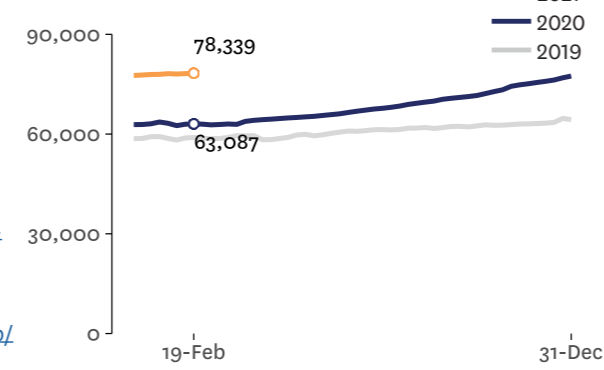
1. Number of Jobseeker Support – Work Ready (JS – WR) recipients



2. Number of youth (18–24 year olds) receiving JS –WR



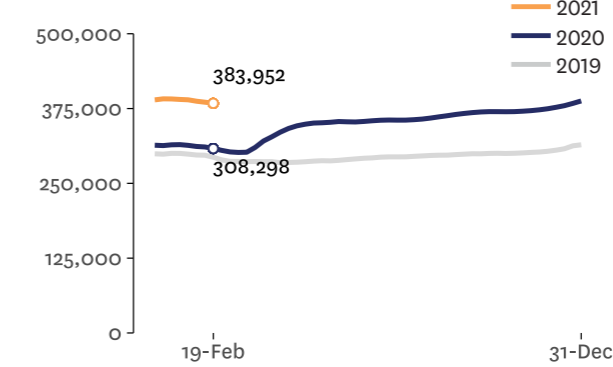
3. Number of Jobseeker Support – Health Condition and Disability (JS – HCD) recipients



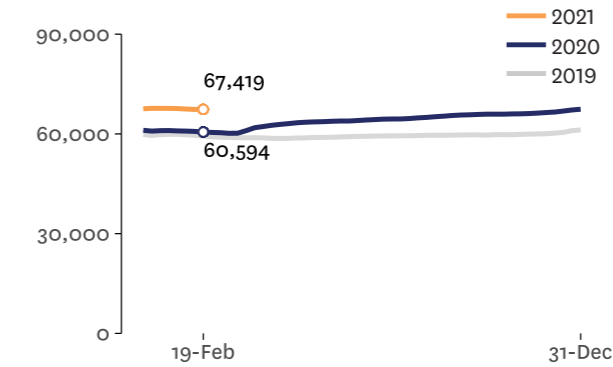
Main benefits

Main benefit numbers are ages 18–64.

9. Number of main benefit recipients



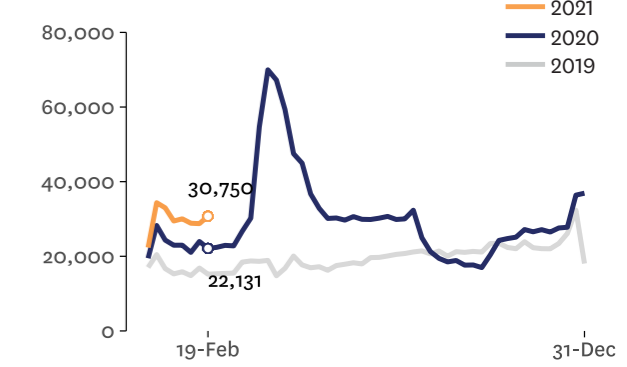
10. Number of Sole Parent Support recipients



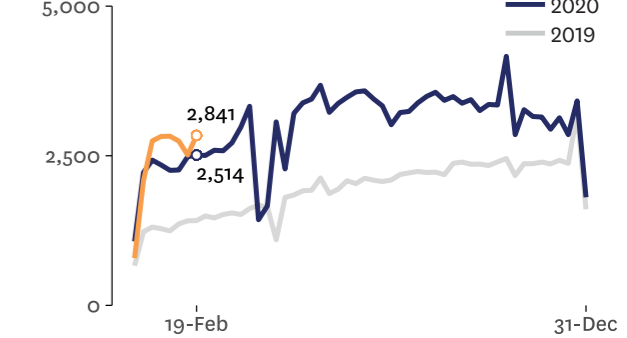
Hardship assistance

Hardship grants are all ages.

12. Number of Special Needs Grants for food



13. Number of Emergency Housing Special Needs Grants

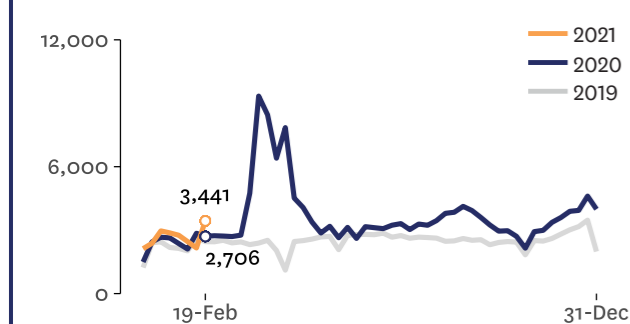


All data contained in this document has been randomly rounded to a base of 3 as part of MSD's confidentiality policy. Data in this A3 has been rounded independently from the associated data file. More information on the confidentiality policy can be found here: <https://www.msd.govt.nz/about-msd-and-our-work/tools/how-we-keep-data-private.html>

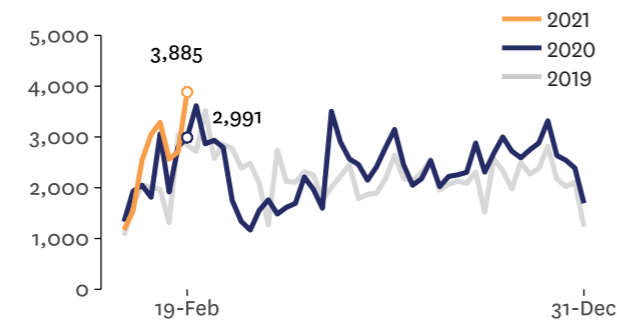
The supporting data file can be found here: <https://msd.govt.nz/documents/about-msd-and-our-work/publications-resources/statistics/weekly-reporting/2021/feb/data-file-income-support-and-wage-subsidy-weekly-update-19-february-2021.xlsx>

Grants and cancellations for JS total (WR and HCD)

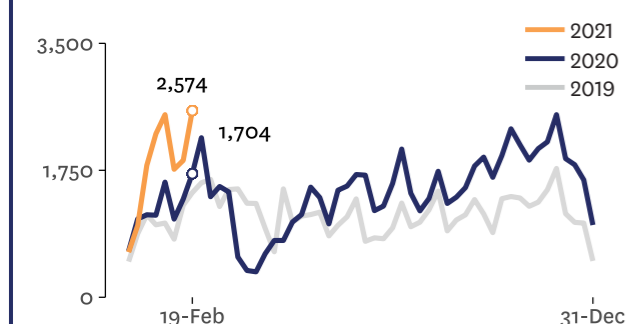
4. Total number of JS grants



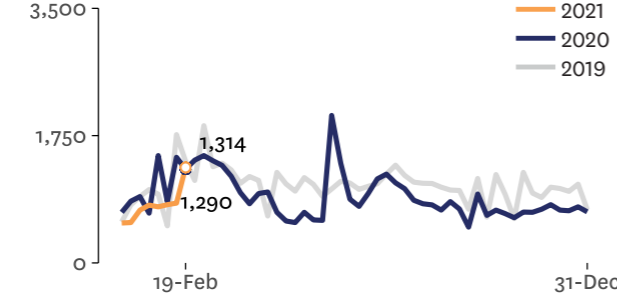
5. Total number of JS cancels



6. Number of JS cancels into work



7. Number of JS cancels for all reasons, other than work

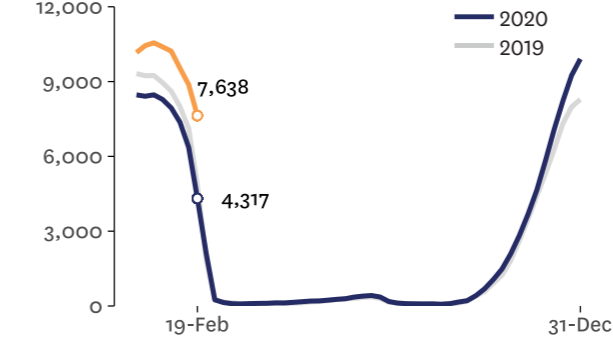


Regional JS total (WR and HCD)

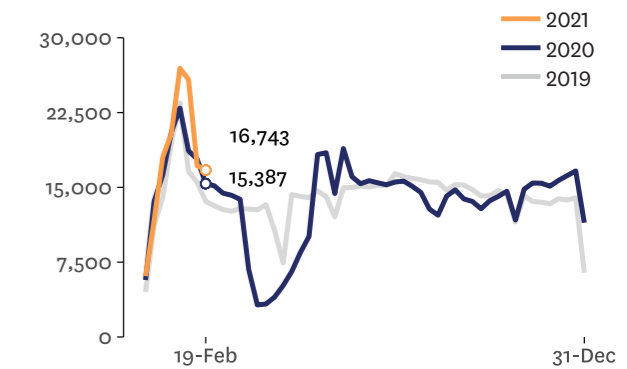
8. Percentage of the estimated New Zealand population aged 18–64 receiving JS, by Regional Council, compared to the same time last year

Population proportion as at 19 February 2021	Percentage point change	
Northland	11.2%	2.4%
Gisborne	10.4%	2.1%
Bay of Plenty	9.2%	2.4%
West Coast	8.3%	1.9%
Waikato	7.8%	2.0%
Manawatu-Whanganui	7.7%	1.5%
Taranaki	7.2%	1.7%
Hawke's Bay	7.2%	1.7%
Auckland	6.4%	2.2%
Nelson	6.1%	1.4%
Wellington	6.0%	1.5%
Canterbury	5.4%	1.8%
Tasman	5.0%	1.4%
Marlborough	4.9%	1.5%
Southland	4.8%	1.0%
Otago	4.1%	1.2%
Chatham Islands	4.1%	3.5%

11. Number of Jobseeker Support Student Hardship recipients



14. Number of Benefit Advances



Main benefit numbers refer to the number of people who are in primary receipt only.

Hardship grants are counts of grants, rather than clients. A client can receive multiple grants. Special Needs Grants (SNGs) are the sum of grants during each week. During a week with a public holiday, the number of hardship grants may decrease, due to fewer contact hours with clients.

For population proportions, the estimated New Zealand resident population is used, as at the most recent June estimate available for the relevant period.

There may be variations when comparing quarterly and monthly, to weekly data reported by MSD. This is due to the different business rules used, allowing for processing time for payments. Caution should be exercised when comparing data between weekly, monthly, and quarterly data releases.

All percentages and proportions are calculated after random rounding has been applied. This may result in small variations when compared with the numbers in the supporting data file.