

Main benefits

recipients (Graph 1)

↑ **636** increase

when comparing 2 December (346,419) with 25 November (345,783).

Main benefits

cancels into work (Graph 5)

↑ **39** increase

when comparing 2 December (1,983) with 25 November (1,944).

Jobseeker Support

– **Work Ready**

recipients (Graph 6)

↓ **72** decrease

when comparing 2 December (95,634) with 25 November (95,706).

Jobseeker Support

Student Hardship

recipients

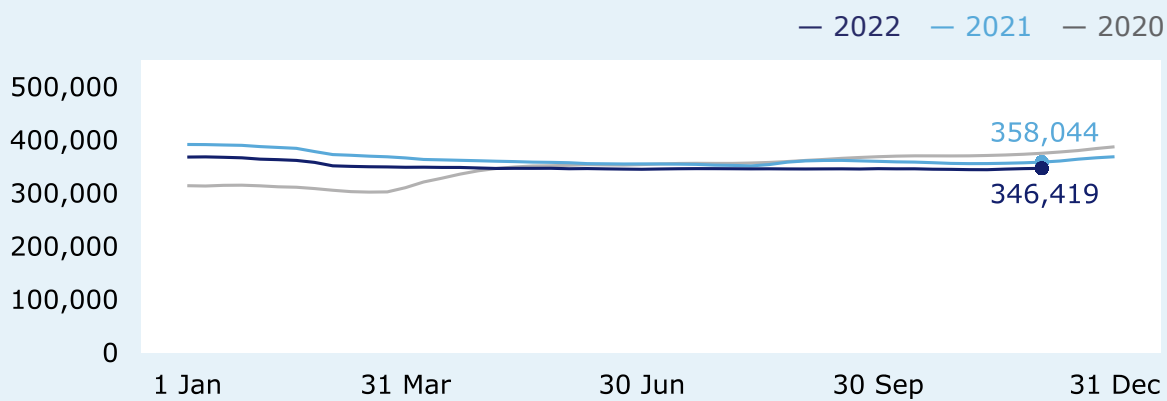
↑ **894** increase

when comparing 2 December (4,260) with 25 November (3,366).

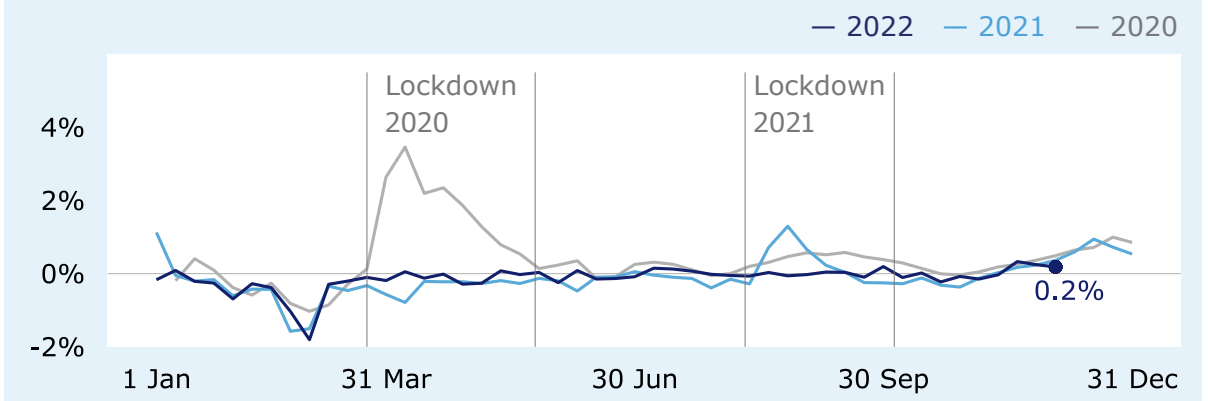
For the full set of data and supporting information please go to: www.msd.govt.nz/about-msd-and-our-work/publications-resources/statistics/weekly-reporting/

Main benefits

1 Main benefits – number of recipients

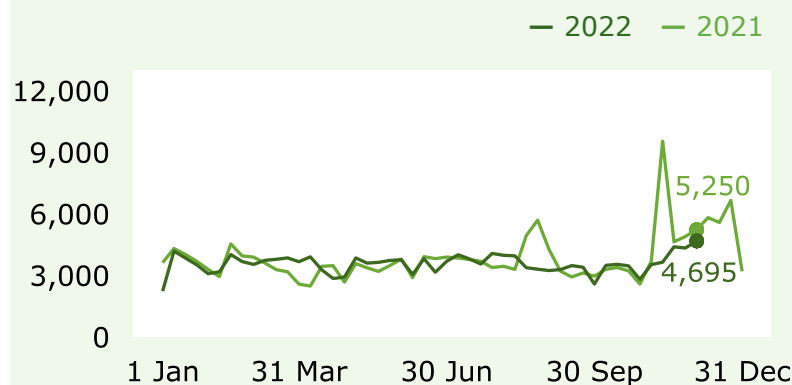


2 Main benefits – weekly percentage change

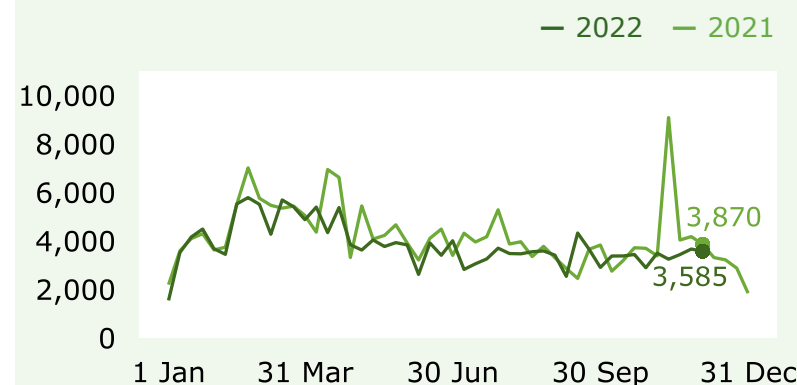


Grants and cancellations

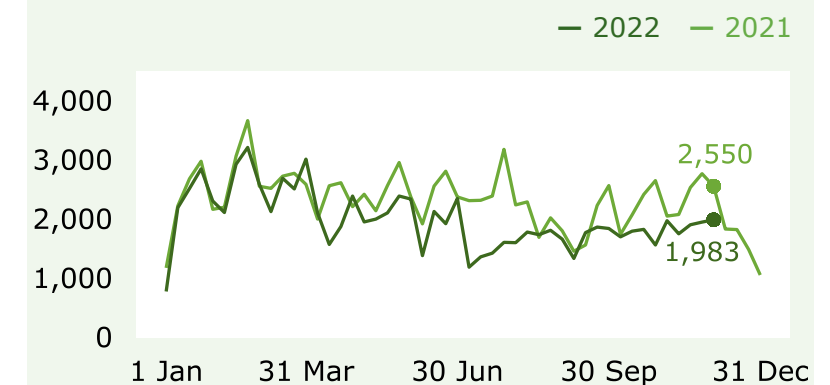
3 Main benefits – grants during each week



4 Main benefits – total cancels during each week

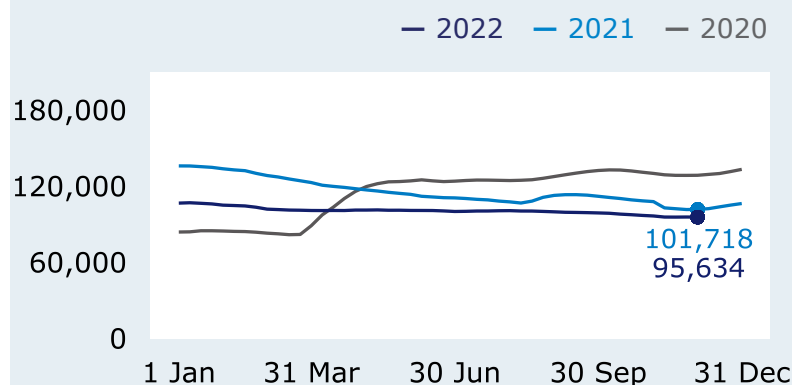


5 Main benefits – cancels into work during each week

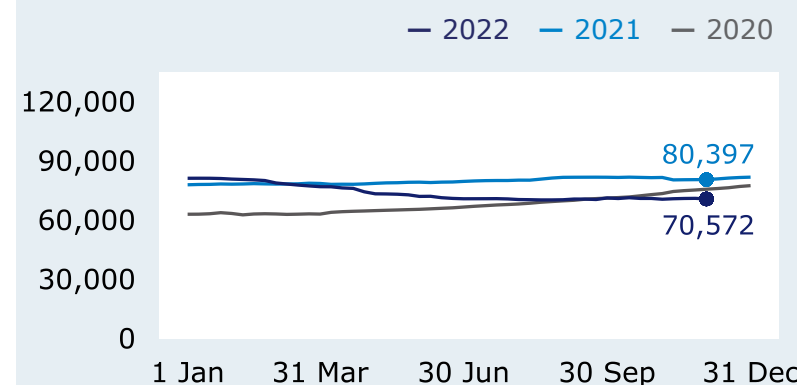


Jobseeker Support

6 Jobseeker Support – Work Ready – number of recipients



7 Jobseeker Support – Health Condition or Disability – number of recipients



Hardship assistance

8 Food Special Needs Grants – grants during each week

