

## Main benefits

recipients (Graph 1)

↑ **528** increase

when comparing 4 August (355,161) with 28 July (354,633).

## Main benefits

cancels into work (Graph 5)

↓ **132** decrease

when comparing 4 August (1,257) with 28 July (1,389).

## Jobseeker Support

– **Work Ready**

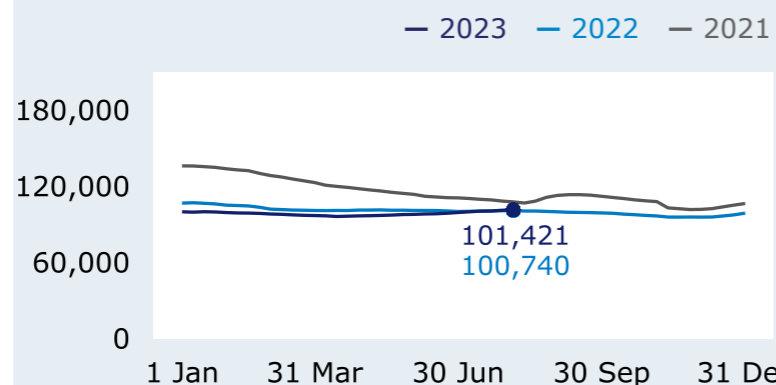
recipients (Graph 6)

↑ **363** increase

when comparing 4 August (101,421) with 28 July (101,058).

## Jobseeker Support

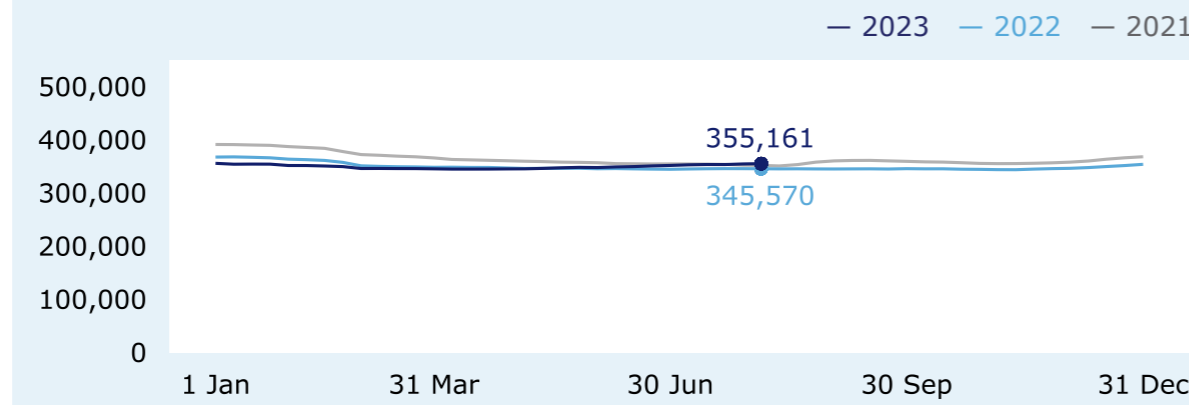
**6** Jobseeker Support – Work Ready – number of recipients



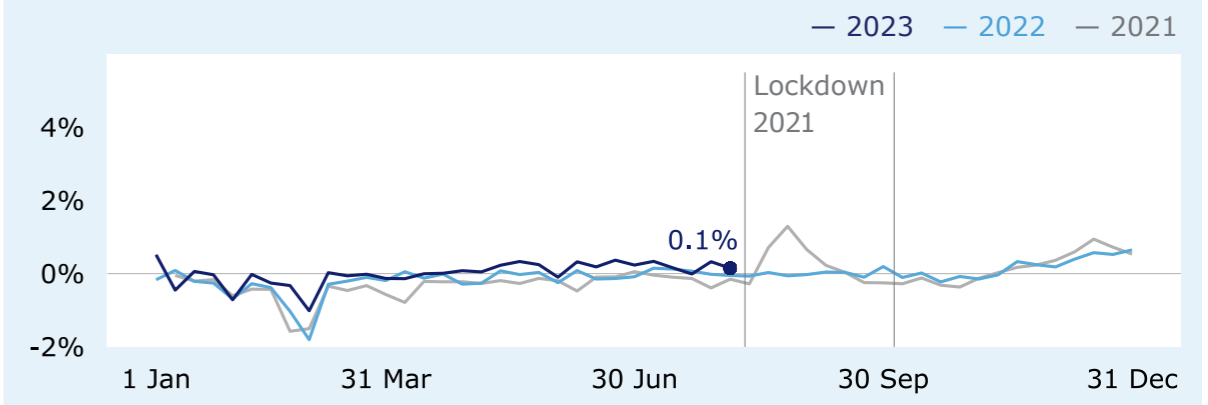
For the full set of data and supporting information please go to: [www.msd.govt.nz/about-msd-and-our-work/publications-resources/statistics/weekly-reporting/](http://www.msd.govt.nz/about-msd-and-our-work/publications-resources/statistics/weekly-reporting/)

## Main benefits

**1** Main benefits – number of recipients

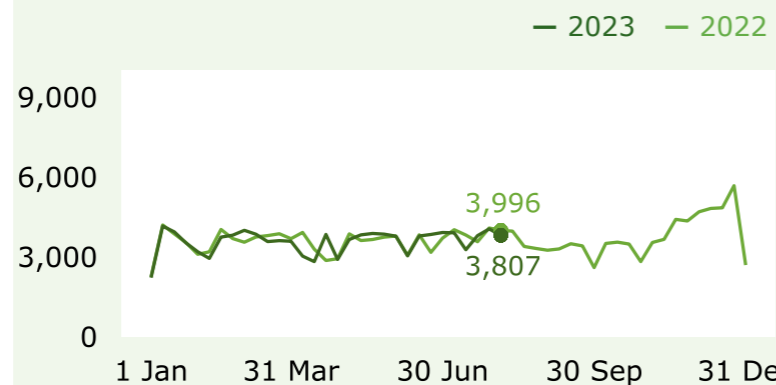


**2** Main benefits – weekly percentage change

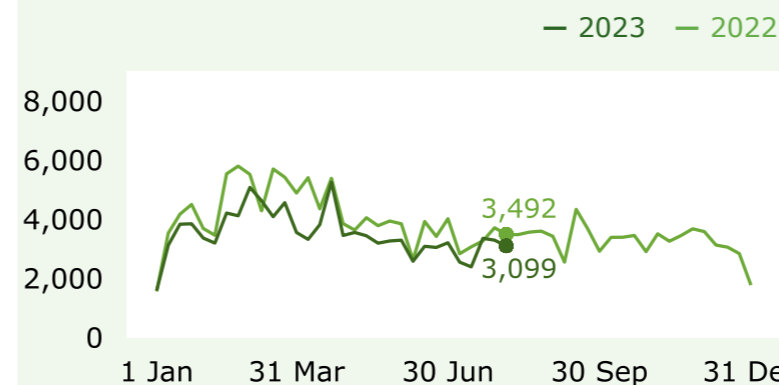


## Grants and cancellations

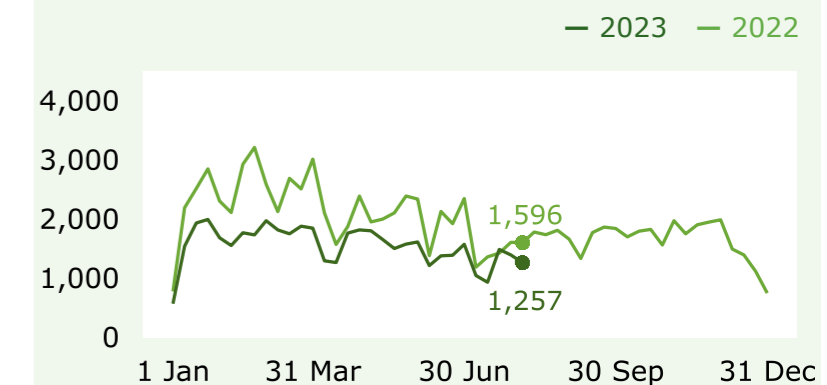
**3** Main benefits – grants during each week



**4** Main benefits – total cancels during each week

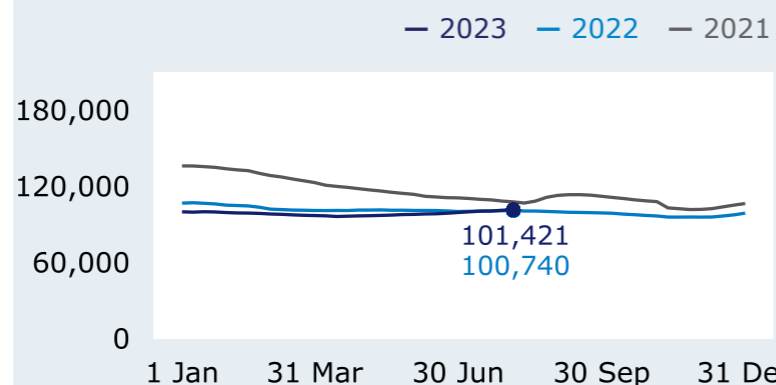


**5** Main benefits – cancels into work during each week

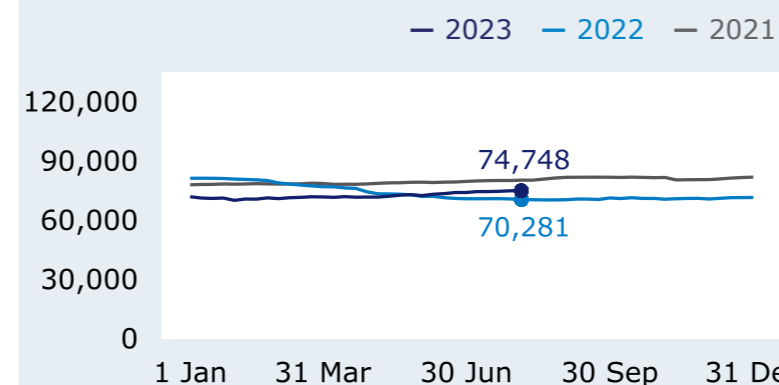


## Jobseeker Support

**6** Jobseeker Support – Work Ready – number of recipients



**7** Jobseeker Support – Health Condition or Disability – number of recipients



## Hardship assistance

**8** Food Special Needs Grants – grants during each week

