

Main benefits

recipients (Graph 1)

↑ **1,893** increase

when comparing 1 December (369,045) with 24 November (367,152).

Main benefits

cancels into work (Graph 5)

↑ **45** increase

when comparing 1 December (1,491) with 24 November (1,446).

Jobseeker Support – Work Ready

recipients (Graph 6)

↑ **705** increase

when comparing 1 December (105,381) with 24 November (104,676).

Jobseeker Support Student Hardship

recipients

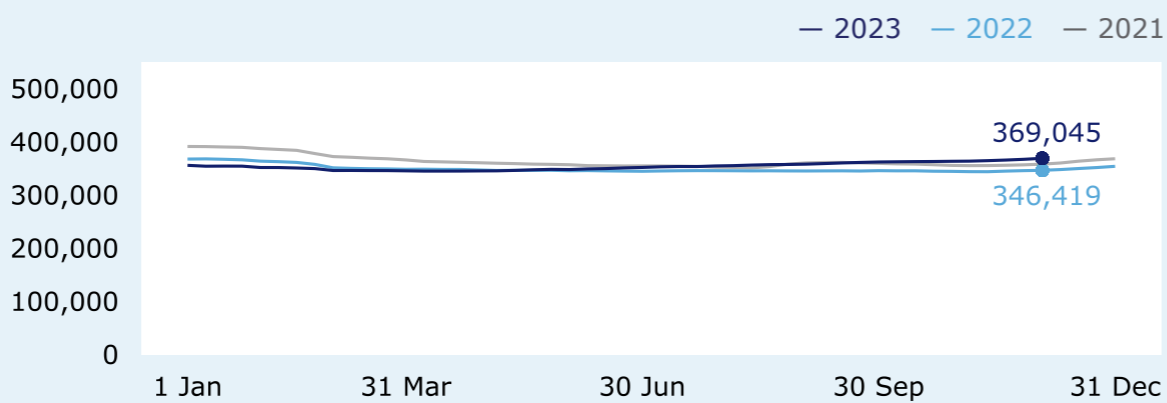
↑ **963** increase

when comparing 1 December (4,452) with 24 November (3,489).

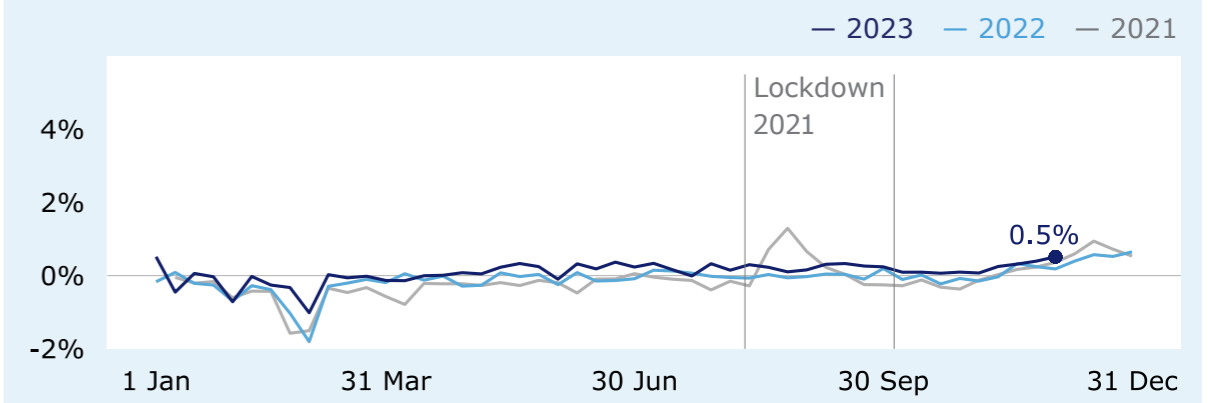
For the full set of data and supporting information please go to: www.msd.govt.nz/about-msd-and-our-work/publications-resources/statistics/weekly-reporting/

Main benefits

1 Main benefits – number of recipients

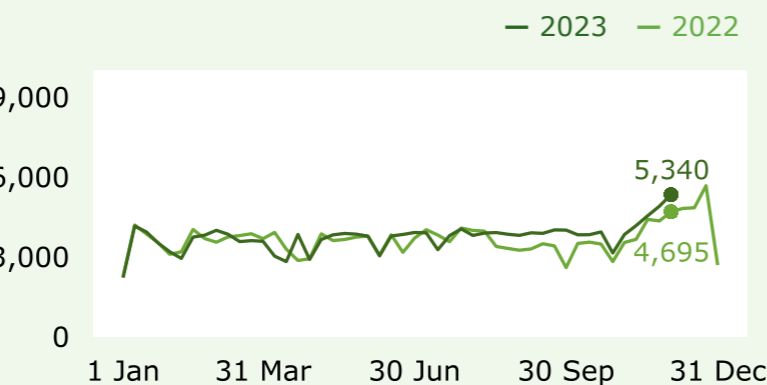


2 Main benefits – weekly percentage change

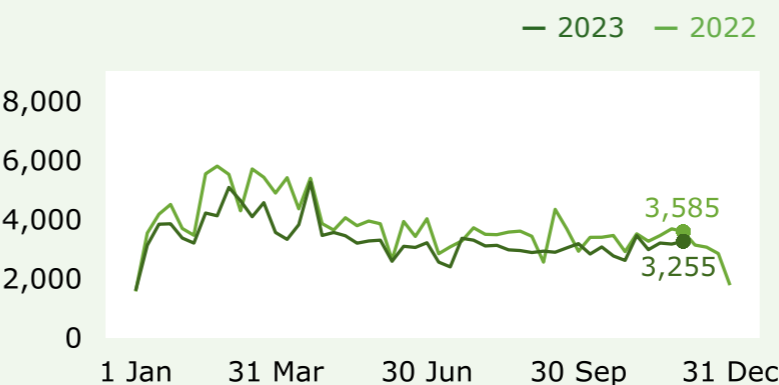


Grants and cancellations

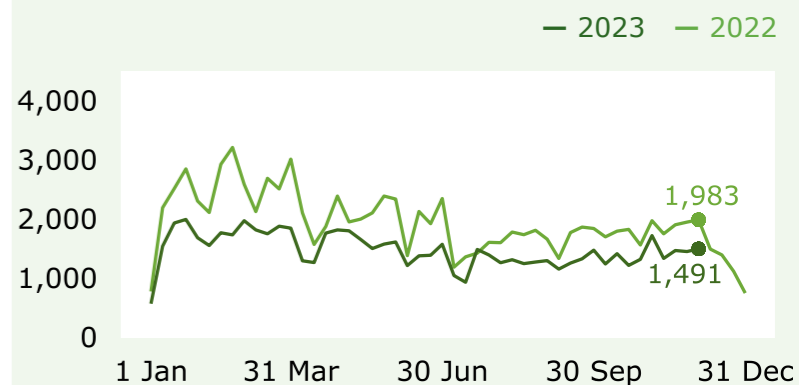
3 Main benefits – grants during each week



4 Main benefits – total cancels during each week

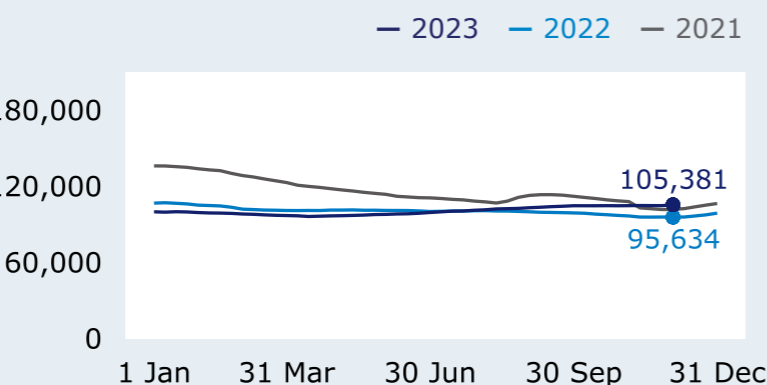


5 Main benefits – cancels into work during each week

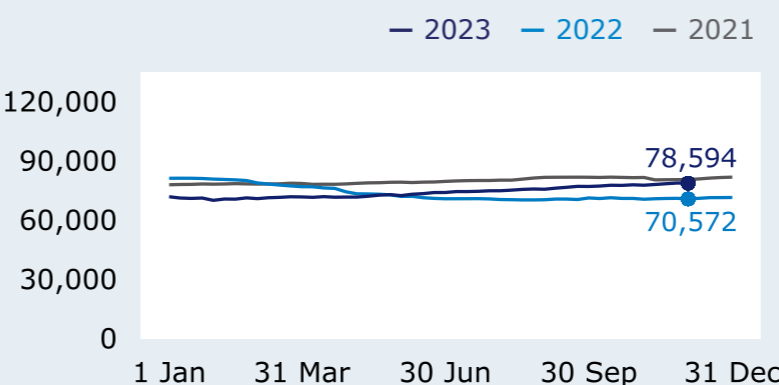


Jobseeker Support

6 Jobseeker Support – Work Ready – number of recipients



7 Jobseeker Support – Health Condition or Disability – number of recipients



Hardship assistance

8 Food Special Needs Grants – grants during each week

