

## Main benefits

recipients (Graph 1)

↑ **1,290** increase

when comparing 23 June (350,937) with 16 June (349,647).

## Main benefits

cancels into work (Graph 5)

↑ **9** increase

when comparing 23 June (1,383) with 16 June (1,374).

## Jobseeker Support

– **Work Ready**

recipients (Graph 6)

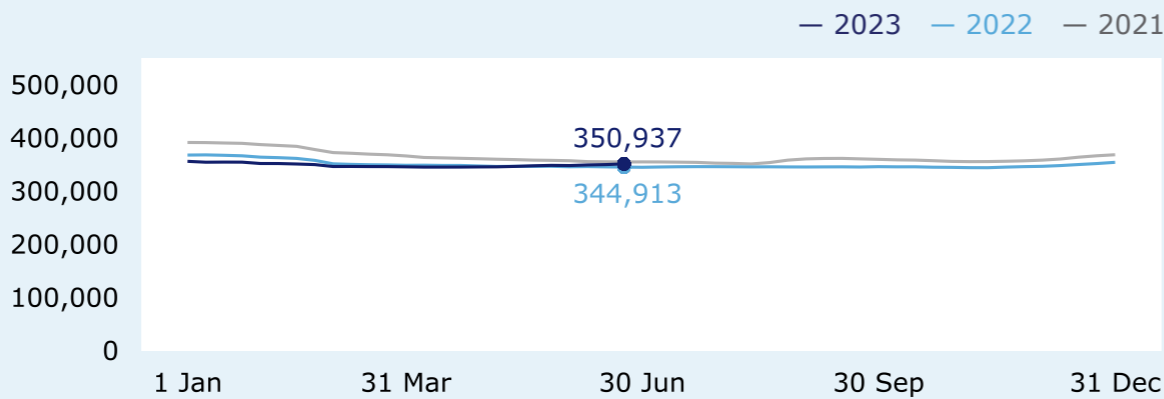
↑ **444** increase

when comparing 23 June (98,706) with 16 June (98,262).

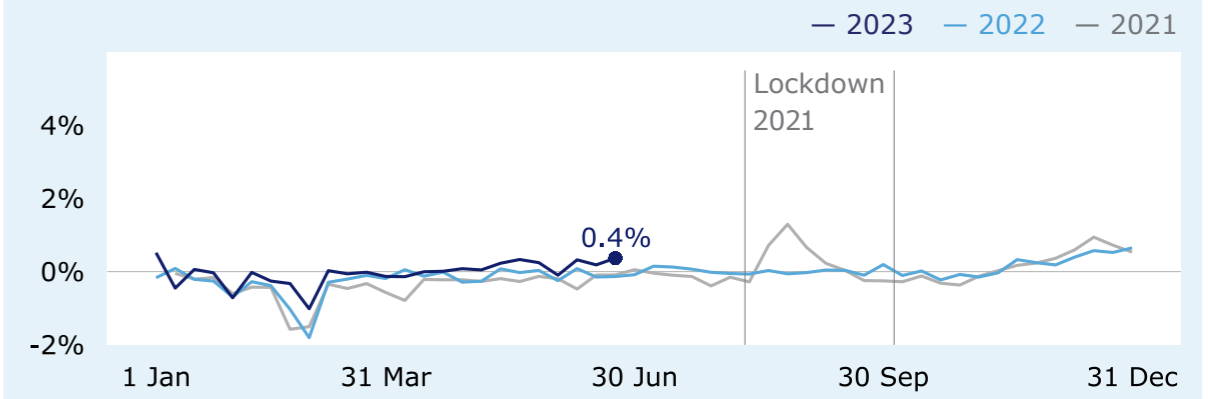
For the full set of data and supporting information please go to: [www.msd.govt.nz/about-msd-and-our-work/publications-resources/statistics/weekly-reporting/](http://www.msd.govt.nz/about-msd-and-our-work/publications-resources/statistics/weekly-reporting/)

## Main benefits

1 Main benefits – number of recipients

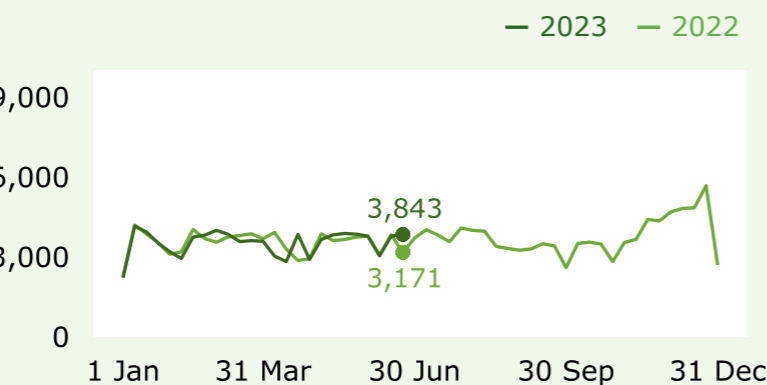


2 Main benefits – weekly percentage change

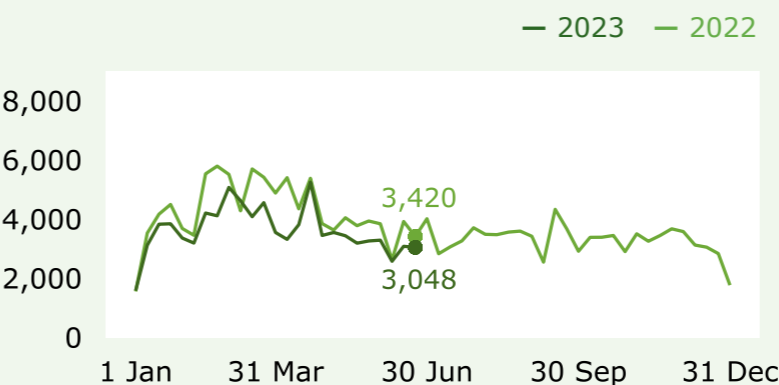


## Grants and cancellations

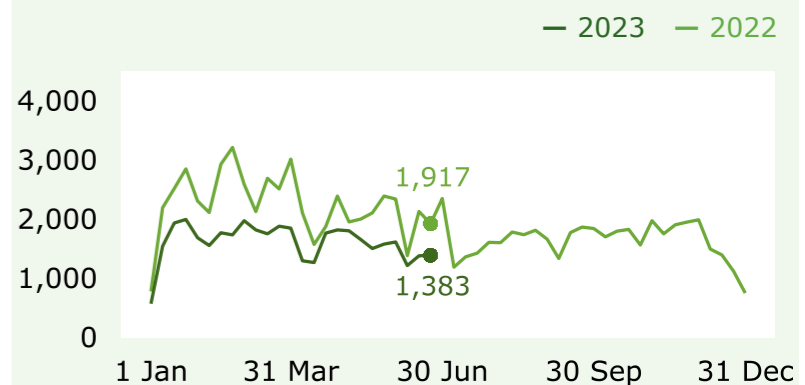
3 Main benefits – grants during each week



4 Main benefits – total cancels during each week

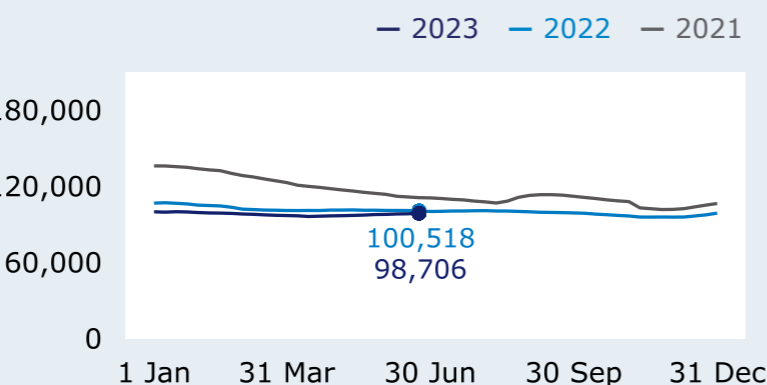


5 Main benefits – cancels into work during each week

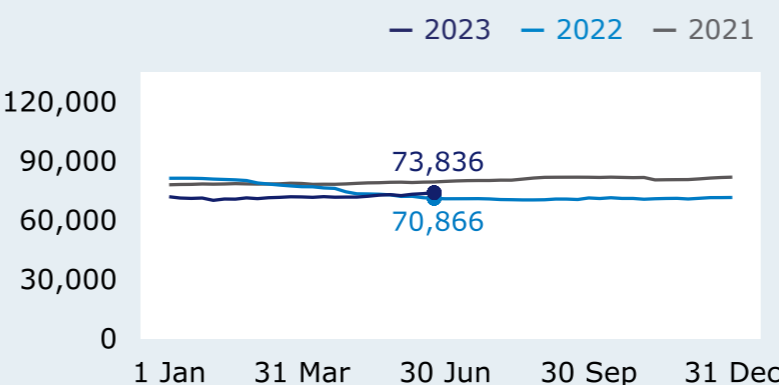


## Jobseeker Support

6 Jobseeker Support – Work Ready – number of recipients



7 Jobseeker Support – Health Condition or Disability – number of recipients



## Hardship assistance

8 Food Special Needs Grants – grants during each week

