

Main benefits

recipients (Graph 1)

↑ **93** increase

when comparing 10 March (346,131) with 3 March (346,038).

Main benefits

cancels into work (Graph 5)

↓ **156** decrease

when comparing 10 March (1,812) with 3 March (1,968).

Jobseeker Support

– **Work Ready**

recipients (Graph 6)

↓ **252** decrease

when comparing 10 March (97,848) with 3 March (98,100).

Jobseeker Support

Student Hardship

recipients


↓ **207** decrease

when comparing 10 March (96) with 3 March (303).

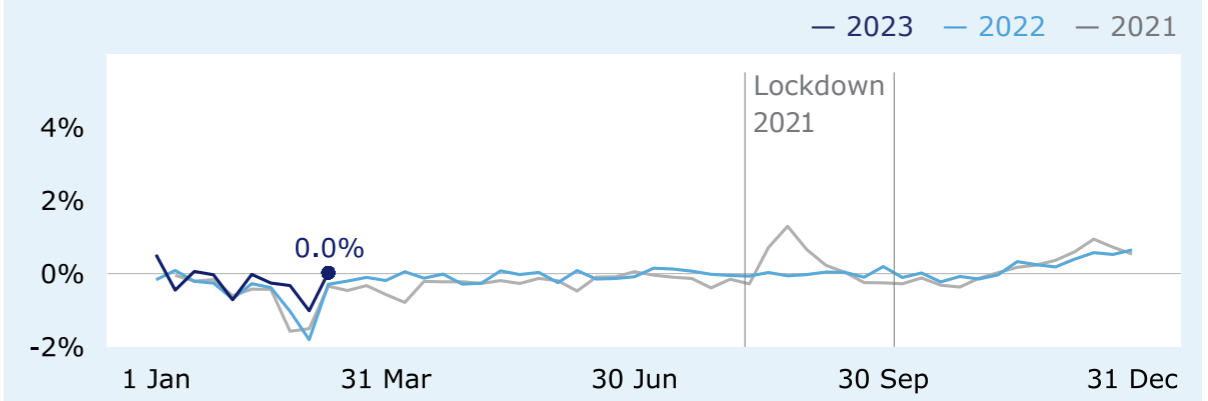
For the full set of data and supporting information please go to: www.msd.govt.nz/about-msd-and-our-work/publications-resources/statistics/weekly-reporting/

Main benefits

1 Main benefits – number of recipients

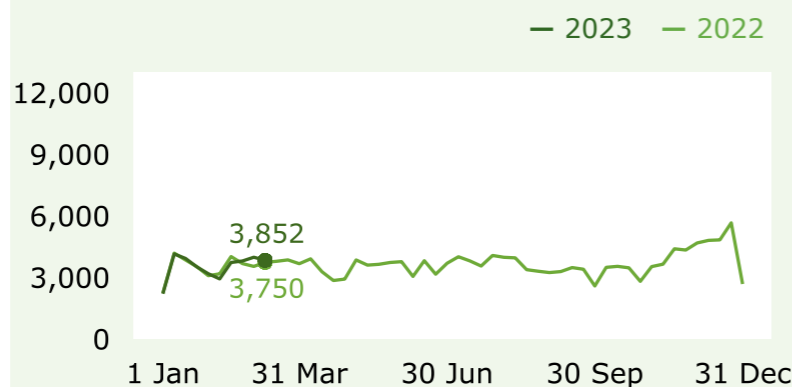


2 Main benefits – weekly percentage change

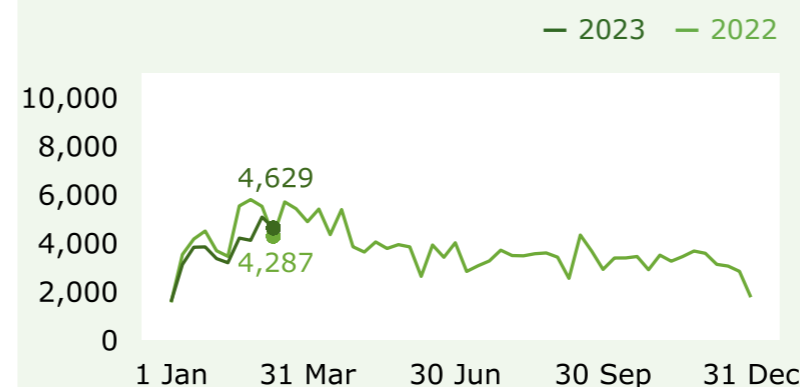


Grants and cancellations

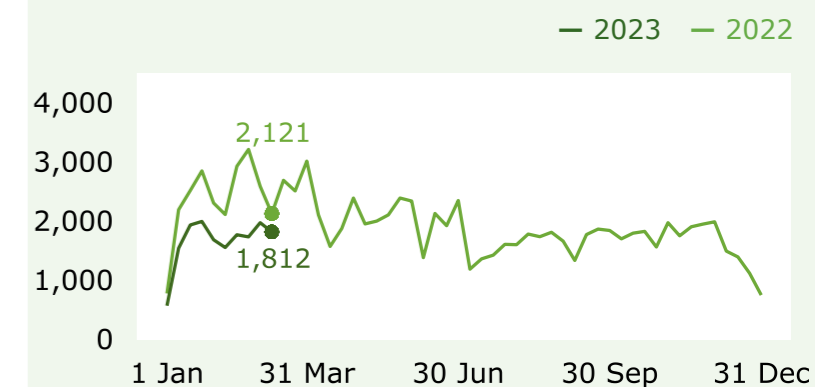
3 Main benefits – grants during each week



4 Main benefits – total cancels during each week

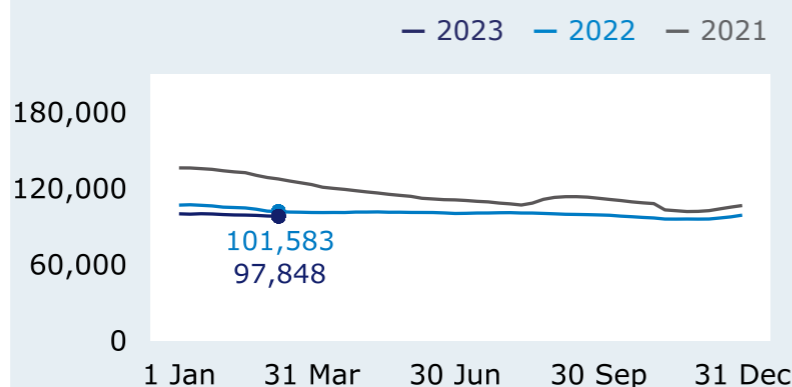


5 Main benefits – cancels into work during each week

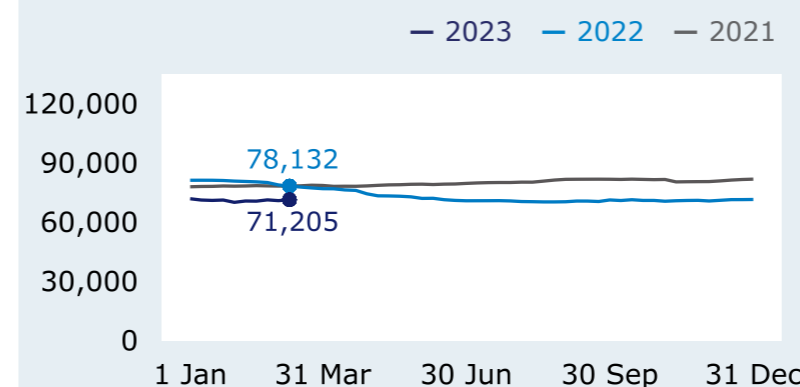


Jobseeker Support

6 Jobseeker Support – Work Ready – number of recipients



7 Jobseeker Support – Health Condition or Disability – number of recipients



Hardship assistance

8 Food Special Needs Grants – grants during each week

