

Main benefits recipients (Graph 1)

↑ **1,452** increase

when comparing 24 November (367,152) with 17 November (365,700).

Main benefits cancels into work (Graph 5)

↓ **18** decrease

when comparing 24 November (1,446) with 17 November (1,464).

Jobseeker Support – Work Ready recipients (Graph 6)

↓ **18** decrease

when comparing 24 November (104,676) with 17 November (104,694).

Jobseeker Support Student Hardship recipients

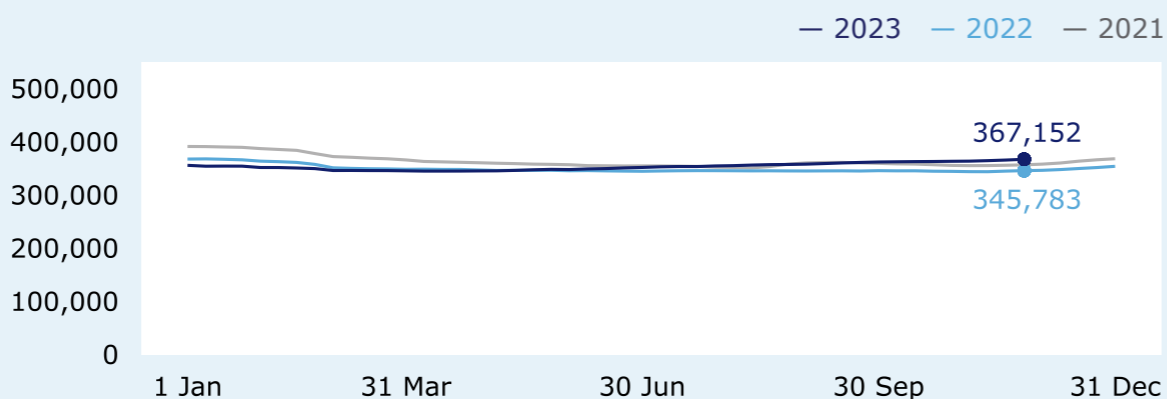
↑ **783** increase

when comparing 24 November (3,489) with 17 November (2,706).

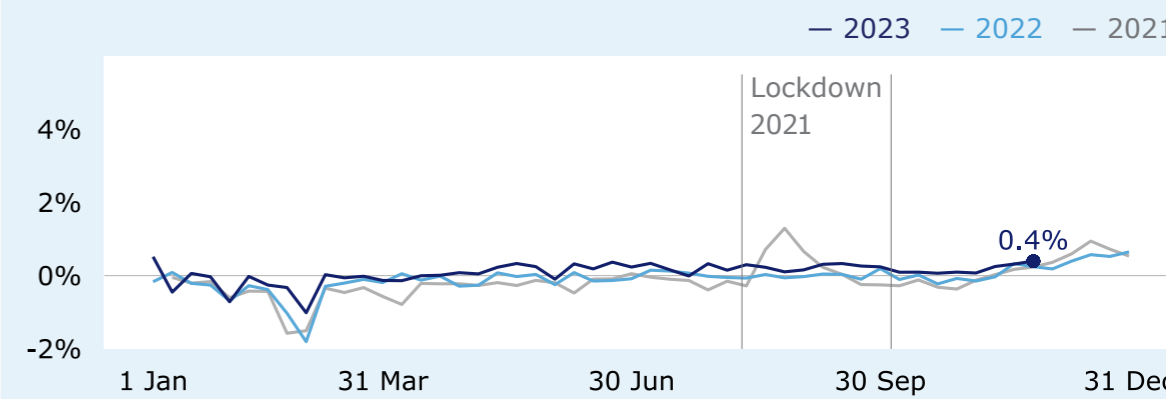
For the full set of data and supporting information please go to: www.msd.govt.nz/about-msd-and-our-work/publications-resources/statistics/weekly-reporting/

Main benefits

1 Main benefits – number of recipients

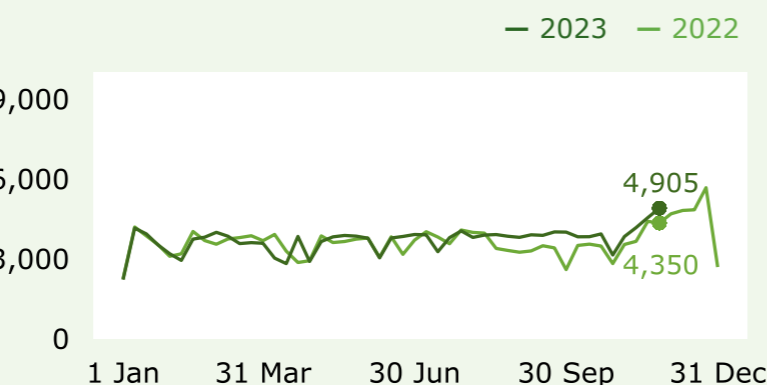


2 Main benefits – weekly percentage change

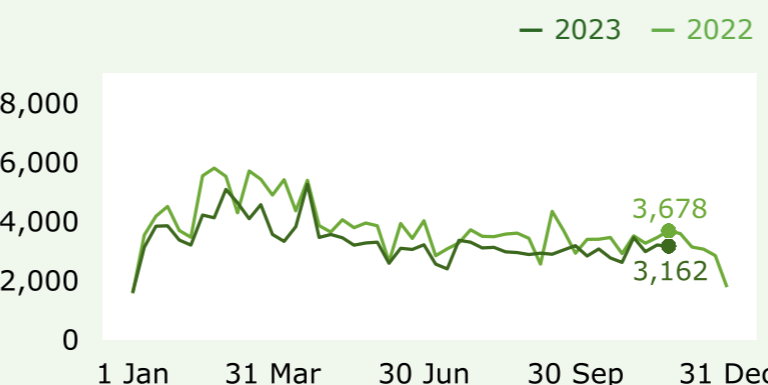


Grants and cancellations

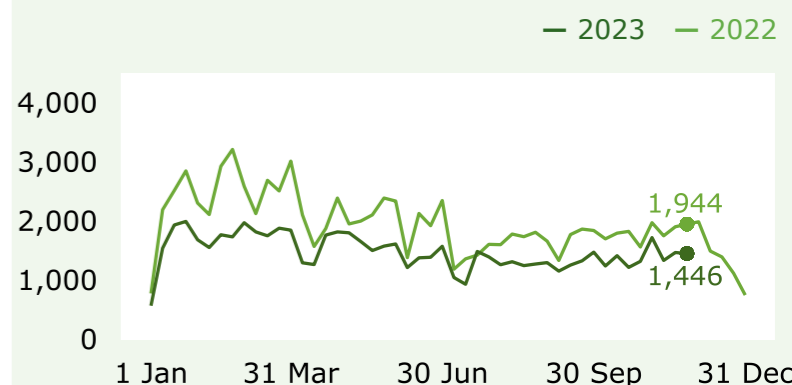
3 Main benefits – grants during each week



4 Main benefits – total cancels during each week

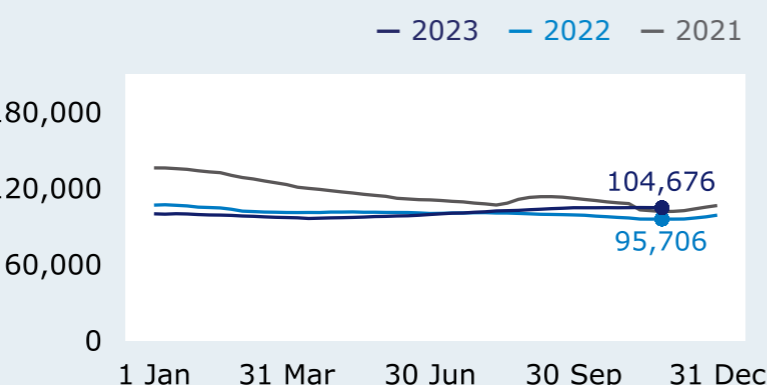


5 Main benefits – cancels into work during each week

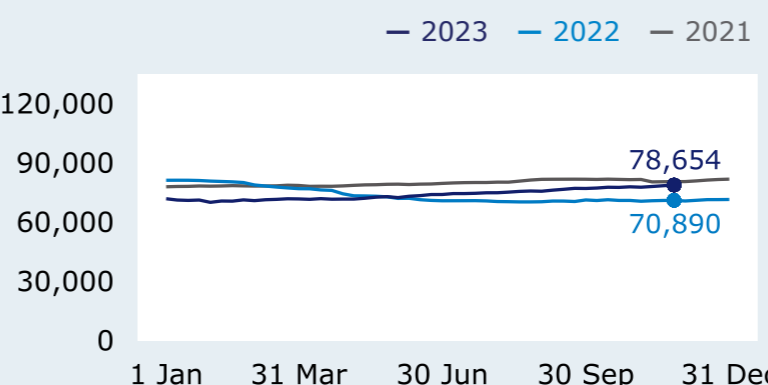


Jobseeker Support

6 Jobseeker Support – Work Ready – number of recipients



7 Jobseeker Support – Health Condition or Disability – number of recipients



Hardship assistance

8 Food Special Needs Grants – grants during each week

