

Main benefits

recipients (Graph 1)

↑ **264** increase

when comparing 3 November (363,633) with 27 October (363,369).

Main benefits

cancels into work (Graph 5)

↑ **402** increase

when comparing 3 November (1,716) with 27 October (1,314).

Jobseeker Support – Work Ready

recipients (Graph 6)

↑ **63** increase

when comparing 3 November (104,655) with 27 October (104,592).

Jobseeker Support Student Hardship

recipients

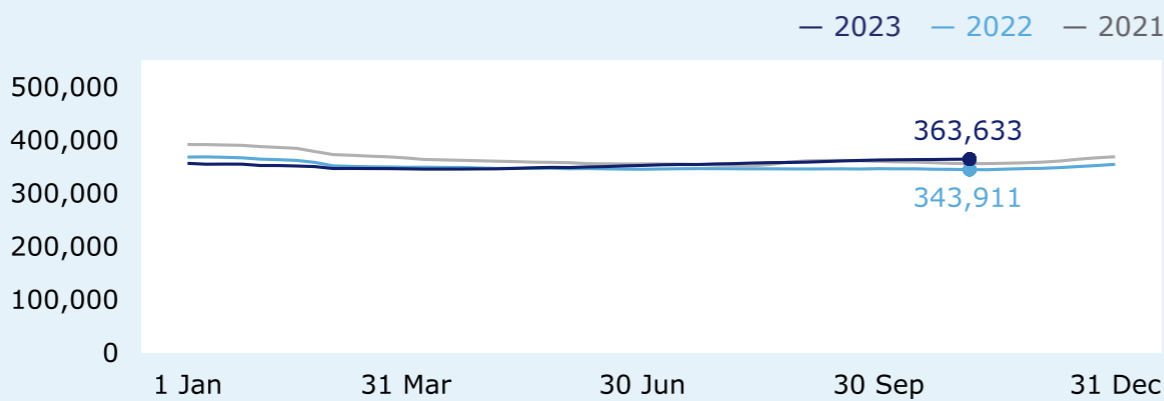
↑ **423** increase

when comparing 3 November (1,473) with 27 October (1,050).

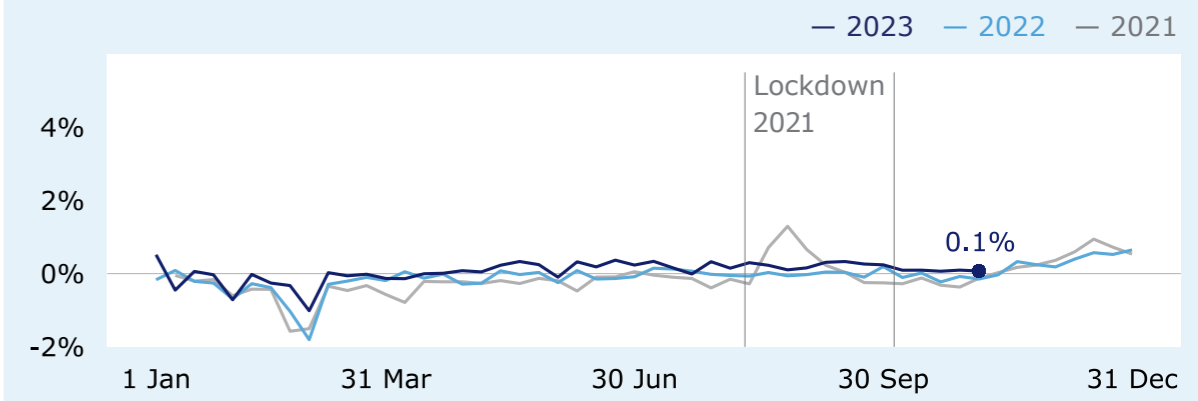
For the full set of data and supporting information please go to: www.msd.govt.nz/about-msd-and-our-work/publications-resources/statistics/weekly-reporting/

Main benefits

1 Main benefits – number of recipients

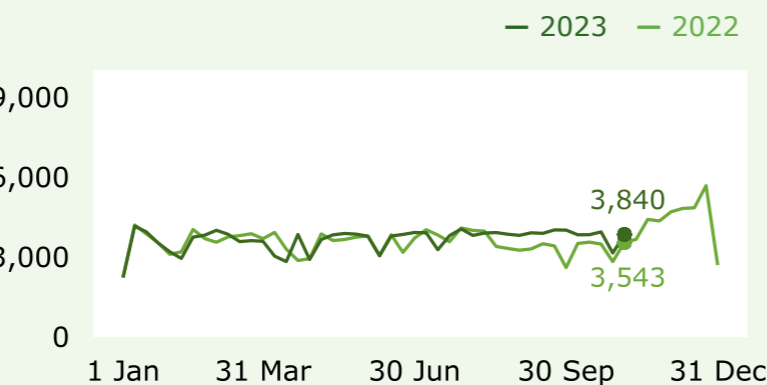


2 Main benefits – weekly percentage change

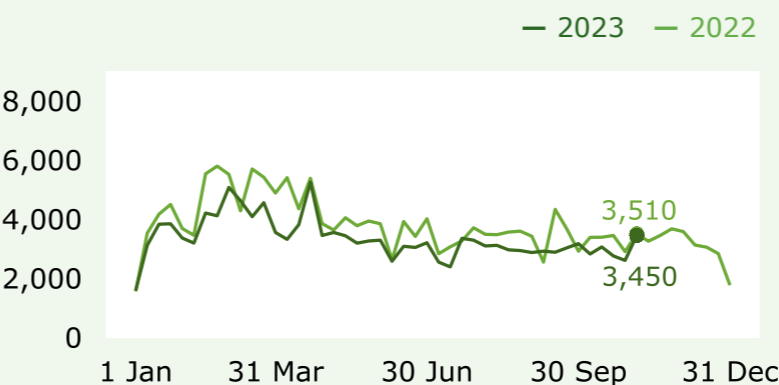


Grants and cancellations

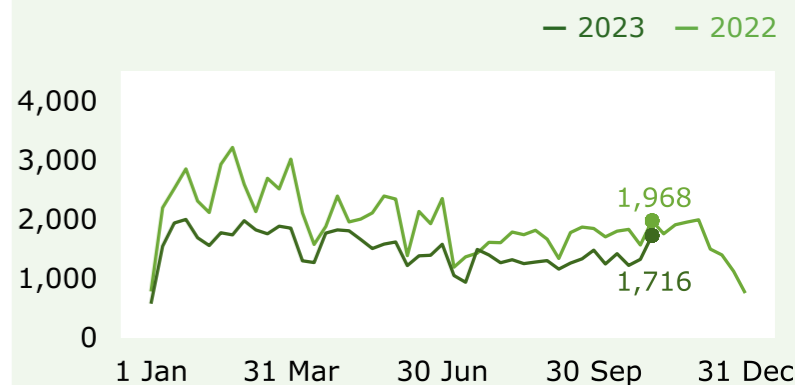
3 Main benefits – grants during each week



4 Main benefits – total cancels during each week

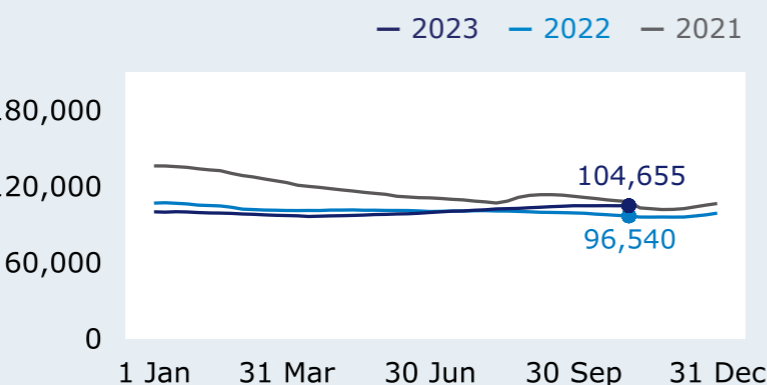


5 Main benefits – cancels into work during each week

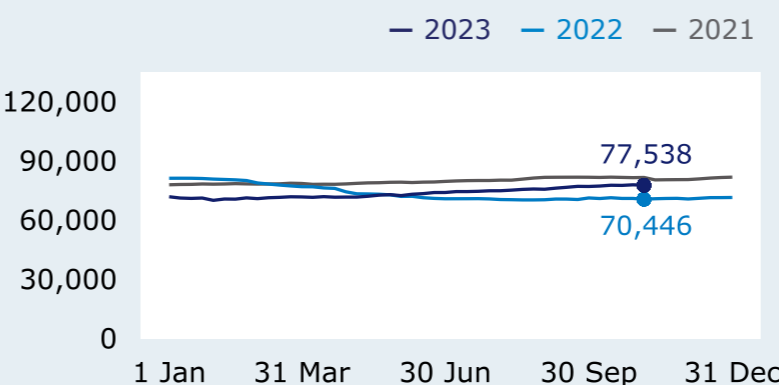


Jobseeker Support

6 Jobseeker Support – Work Ready – number of recipients



7 Jobseeker Support – Health Condition or Disability – number of recipients



Hardship assistance

8 Food Special Needs Grants – grants during each week

