

Main benefits

recipients (Graph 1)

↑ **351** increase

when comparing 27 October (363,369) with 20 October (363,018).

Main benefits

cancels into work (Graph 5)

↑ **102** increase

when comparing 27 October (1,314) with 20 October (1,212).

Jobseeker Support – Work Ready

recipients (Graph 6)

↓ **66** decrease

when comparing 27 October (104,592) with 20 October (104,658).

Jobseeker Support Student Hardship

recipients

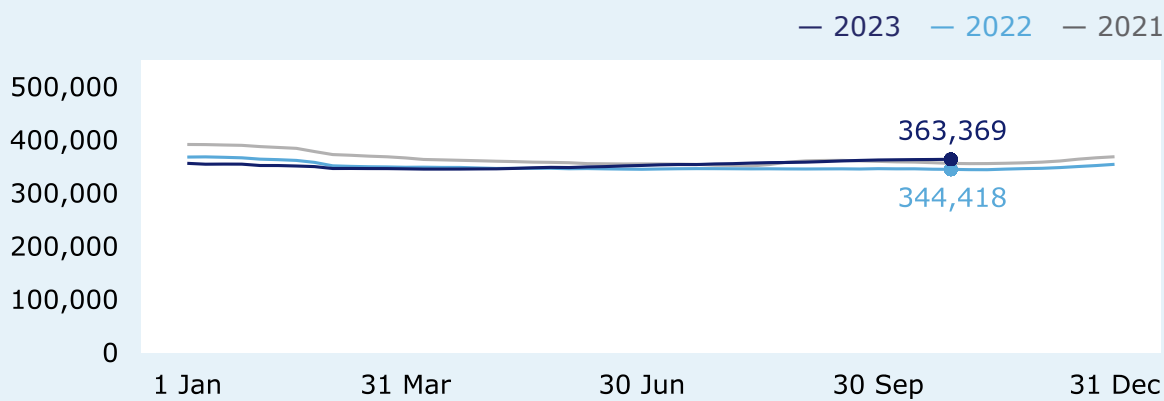
↑ **384** increase

when comparing 27 October (1,050) with 20 October (666).

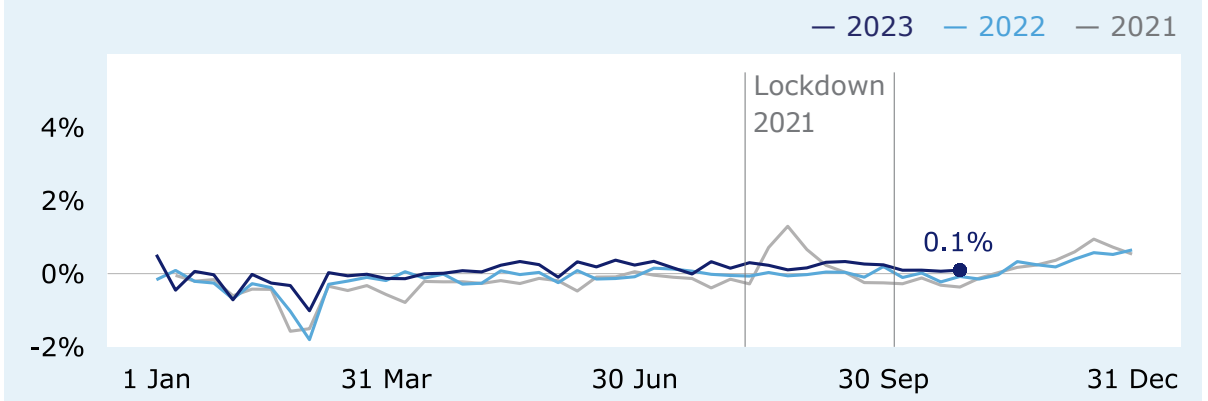
For the full set of data and supporting information please go to: www.msd.govt.nz/about-msd-and-our-work/publications-resources/statistics/weekly-reporting/

Main benefits

1 Main benefits – number of recipients

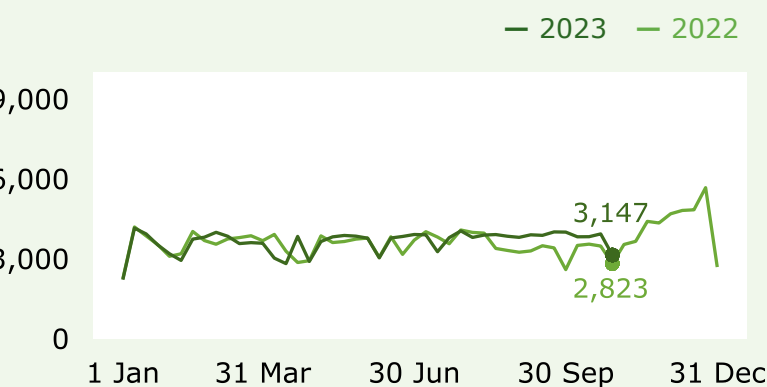


2 Main benefits – weekly percentage change

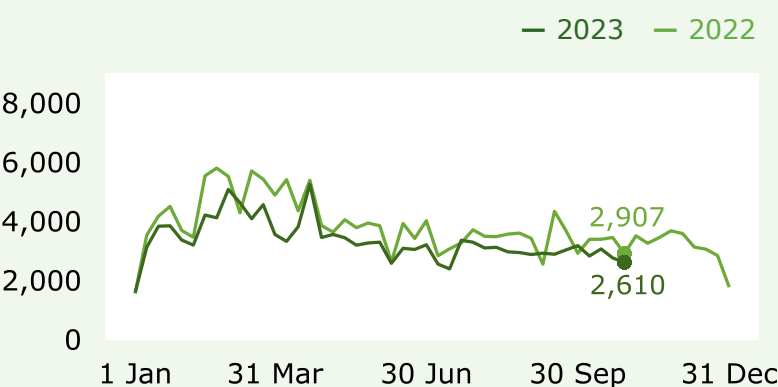


Grants and cancellations

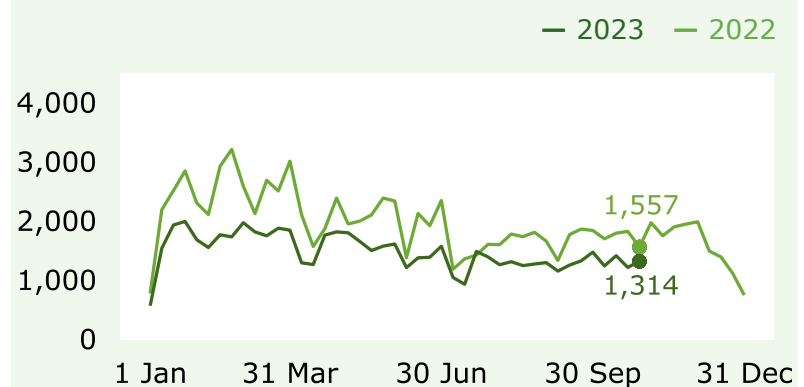
3 Main benefits – grants during each week



4 Main benefits – total cancels during each week

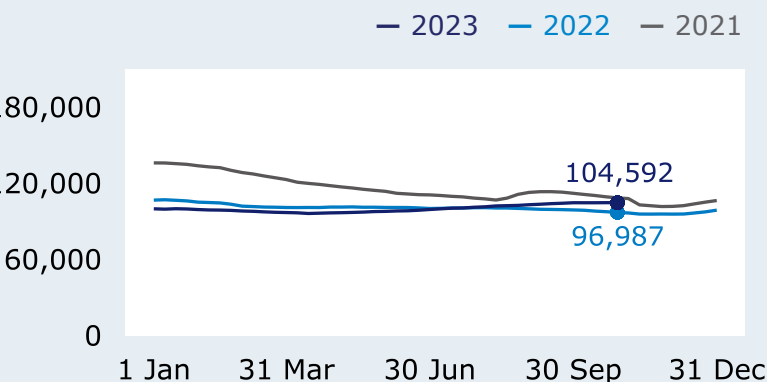


5 Main benefits – cancels into work during each week

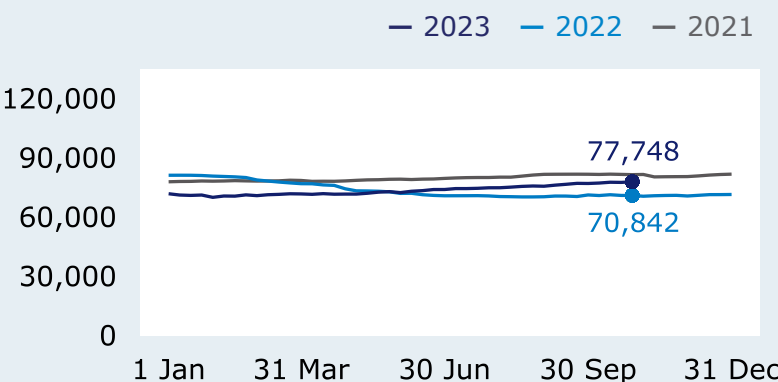


Jobseeker Support

6 Jobseeker Support – Work Ready – number of recipients



7 Jobseeker Support – Health Condition or Disability – number of recipients



Hardship assistance

8 Food Special Needs Grants – grants during each week

