

Main benefits recipients (Graph 1)

↑ **564** increase

when comparing 1 September (357,975) with 25 August (357,411).

Main benefits cancels into work (Graph 5)

↑ **24** increase

when comparing 1 September (1,293) with 25 August (1,269).

Jobseeker Support – Work Ready recipients (Graph 6)

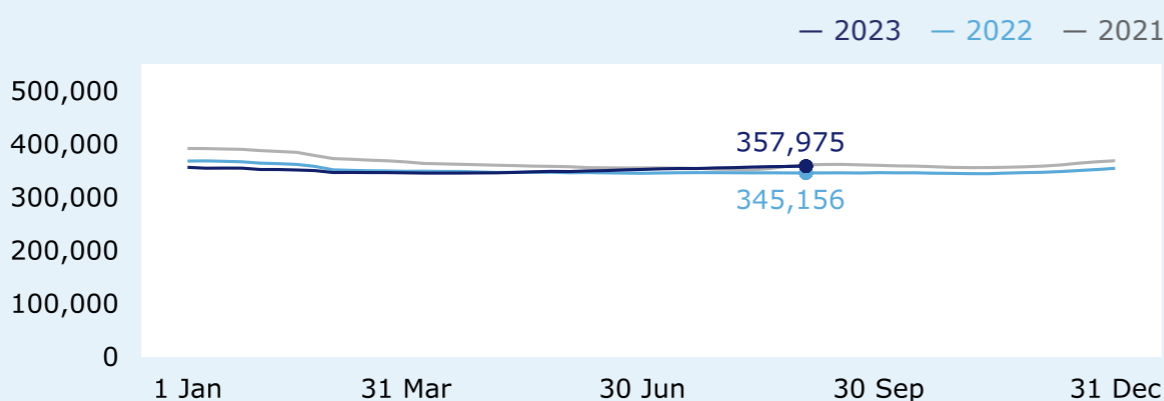
↑ **516** increase

when comparing 1 September (103,041) with 25 August (102,525).

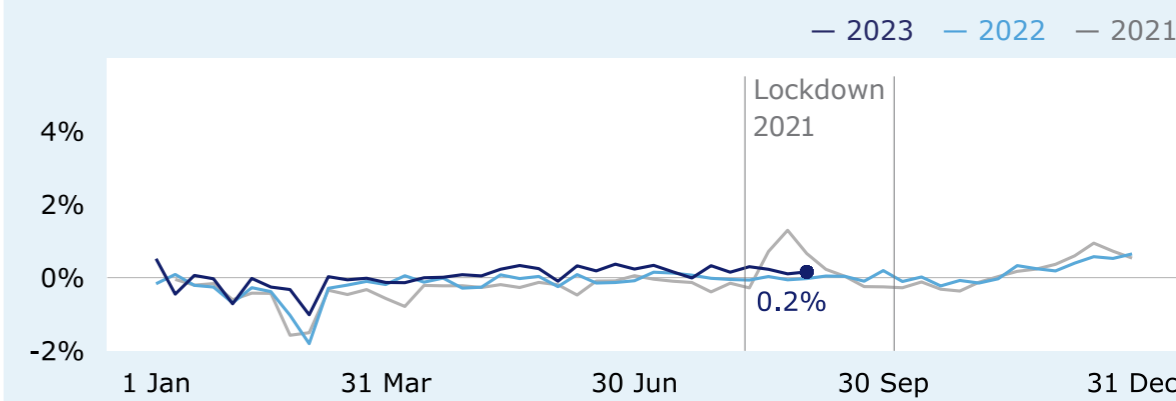
For the full set of data and supporting information please go to: www.msd.govt.nz/about-msd-and-our-work/publications-resources/statistics/weekly-reporting/

Main benefits

1 Main benefits – number of recipients

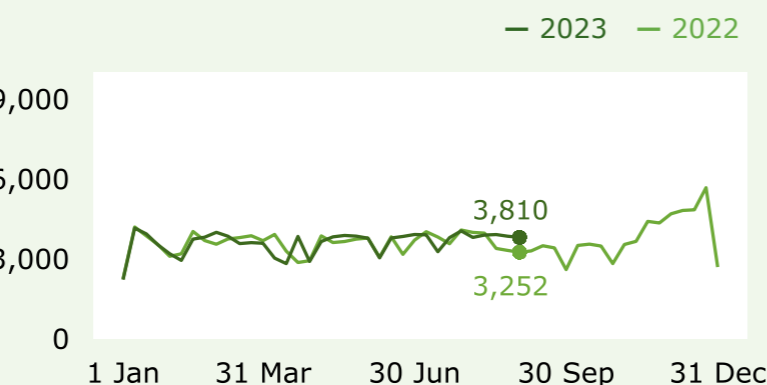


2 Main benefits – weekly percentage change

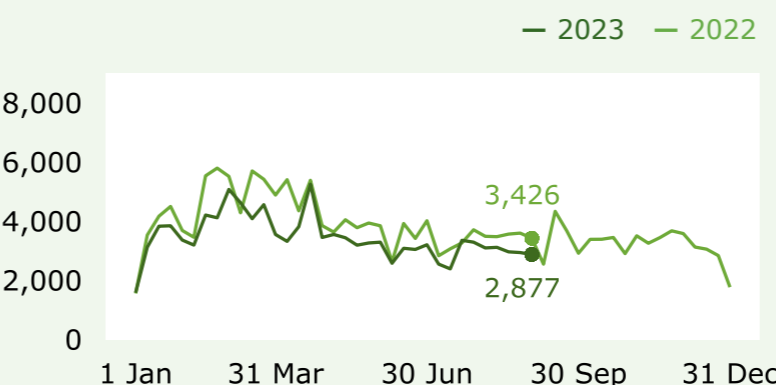


Grants and cancellations

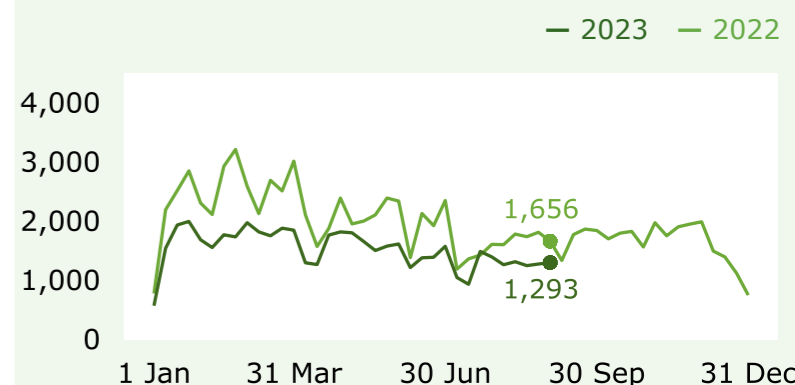
3 Main benefits – grants during each week



4 Main benefits – total cancels during each week



5 Main benefits – cancels into work during each week

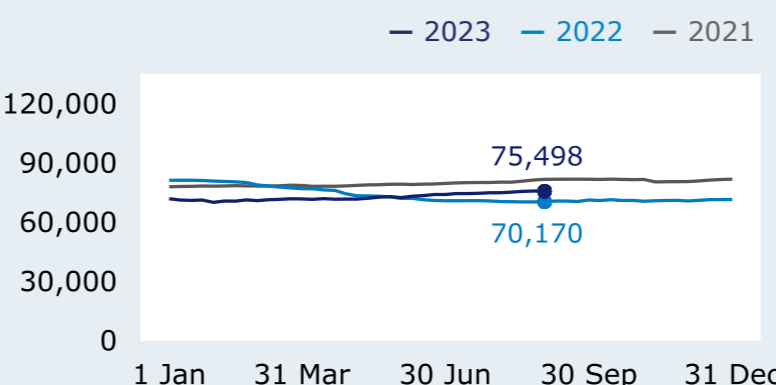


Jobseeker Support

6 Jobseeker Support – Work Ready – number of recipients



7 Jobseeker Support – Health Condition or Disability – number of recipients



Hardship assistance

8 Food Special Needs Grants – grants during each week

