

## Main benefits

recipients (Graph 1)

↑ **1,188** increase

when comparing 9 February (378,312) with 2 February (377,124).

## Main benefits

cancel into work (Graph 5)

↓ **207** decrease

when comparing 9 February (1,377) with 2 February (1,584).

## Jobseeker Support – Work Ready

recipients (Graph 6)

↑ **408** increase

when comparing 9 February (111,627) with 2 February (111,219).

## Jobseeker Support Student Hardship

recipients

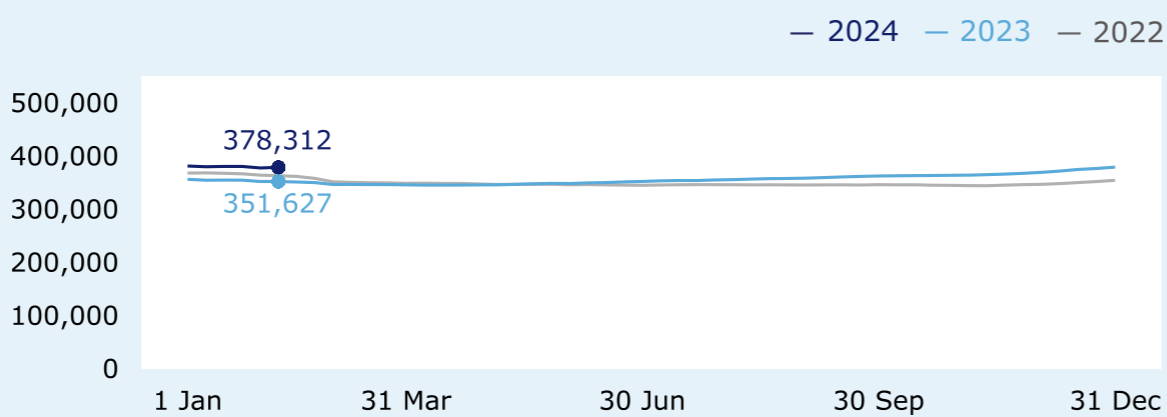
↓ **222** decrease

when comparing 9 February (6,279) with 2 February (6,501).

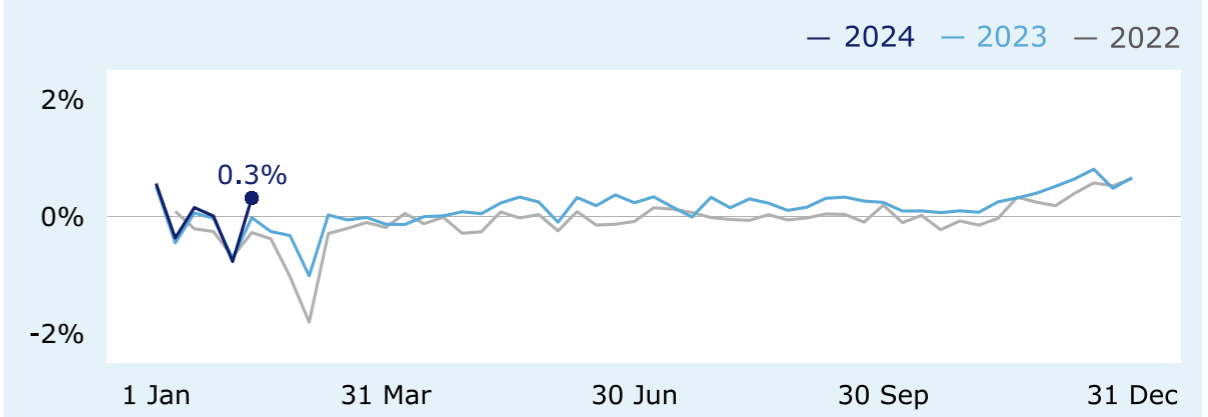
For the full set of data and supporting information please go to: [www.msd.govt.nz/about-msd-and-our-work/publications-resources/statistics/weekly-reporting/](http://www.msd.govt.nz/about-msd-and-our-work/publications-resources/statistics/weekly-reporting/)

## Main benefits

**1** Main benefits – number of recipients

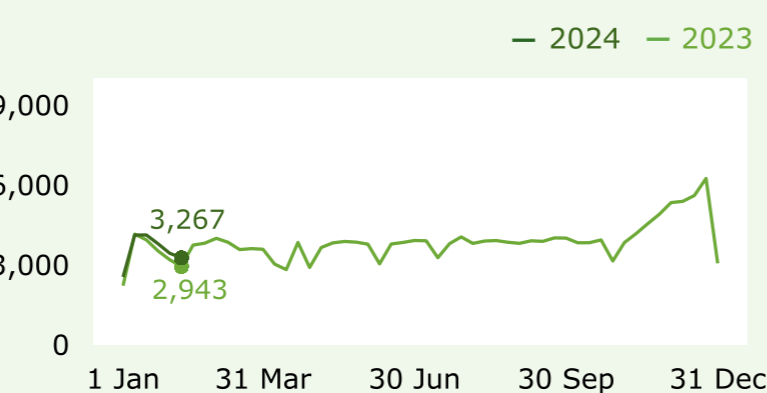


**2** Main benefits – weekly percentage change

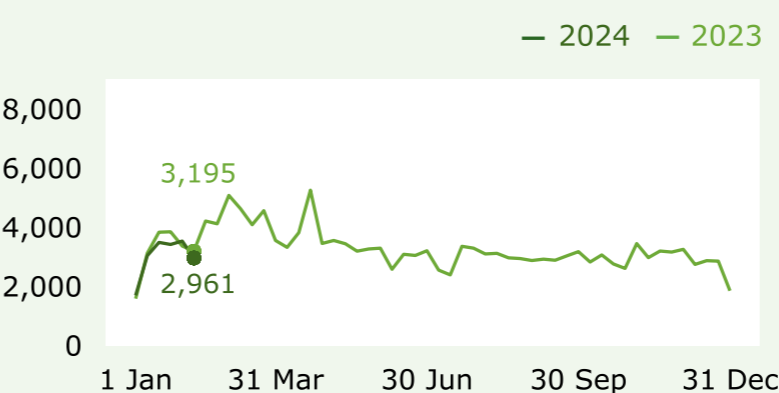


## Grants and cancellations

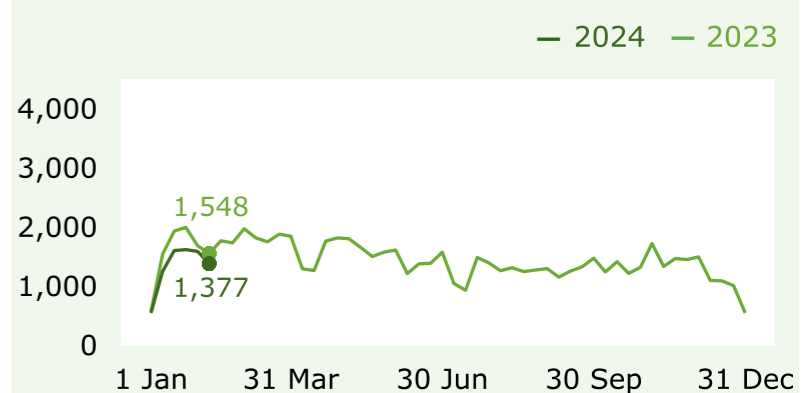
**3** Main benefits – grants during each week



**4** Main benefits – total cancels during each week



**5** Main benefits – cancels into work during each week

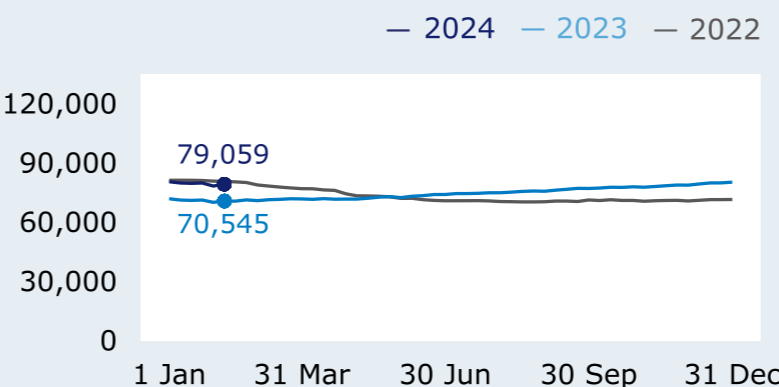


## Jobseeker Support

**6** Jobseeker Support – Work Ready – number of recipients



**7** Jobseeker Support – Health Condition or Disability – number of recipients



## Hardship assistance

**8** Food Special Needs Grants – grants during each week

