

Main benefits

recipients (Graph 1)

↑ **579** increase

when comparing 19 January (380,022) with 12 January (379,443).

Main benefits

cancels into work (Graph 5)

↑ **354** increase

when comparing 19 January (1,599) with 12 January (1,245).

Jobseeker Support – Work Ready

recipients (Graph 6)

↑ **600** increase

when comparing 19 January (111,741) with 12 January (111,141).

Jobseeker Support Student Hardship

recipients

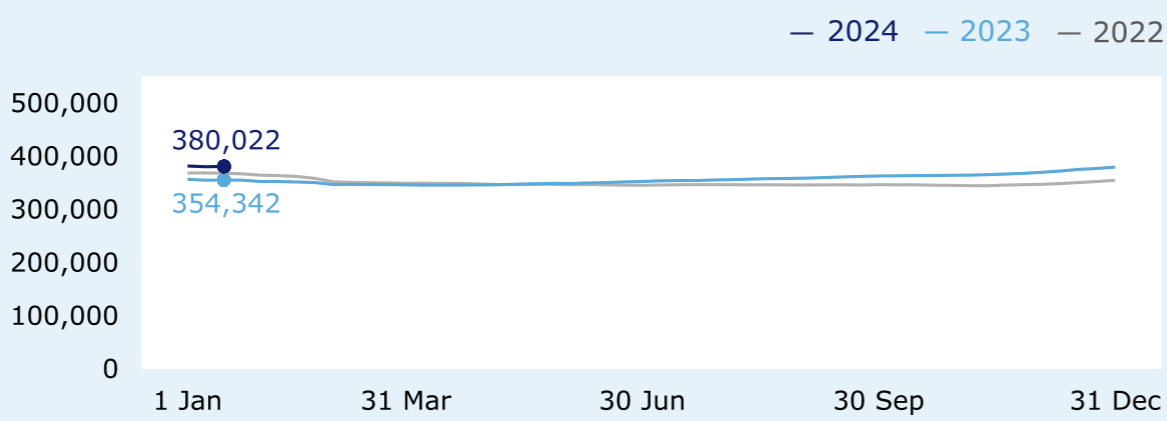
↓ **87** decrease

when comparing 19 January (6,819) with 12 January (6,906).

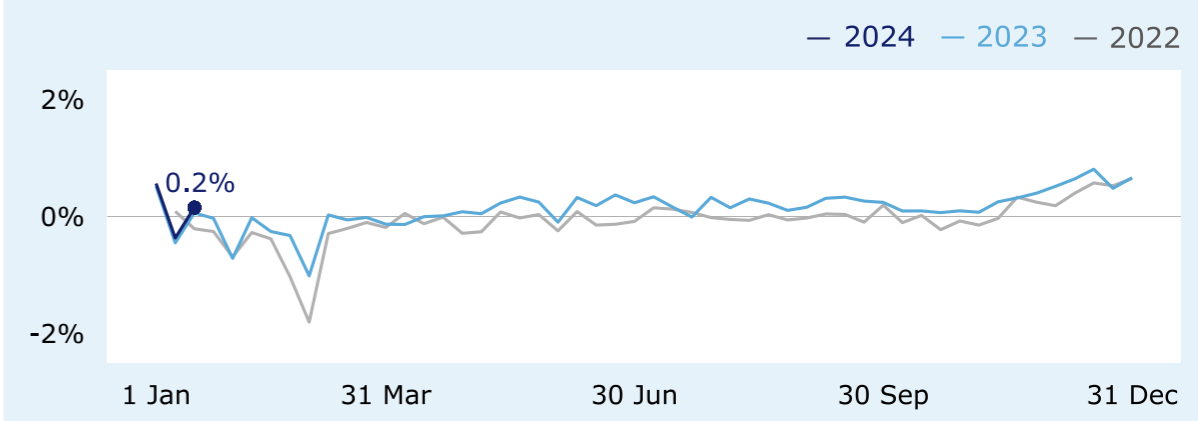
For the full set of data and supporting information please go to: www.msd.govt.nz/about-msd-and-our-work/publications-resources/statistics/weekly-reporting/

Main benefits

1 Main benefits – number of recipients

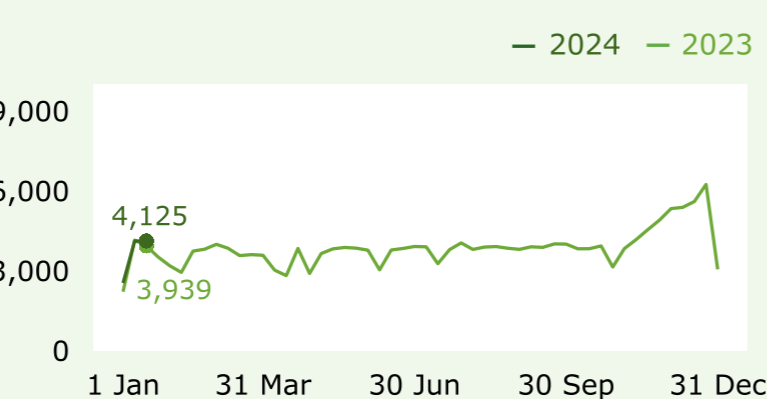


2 Main benefits – weekly percentage change

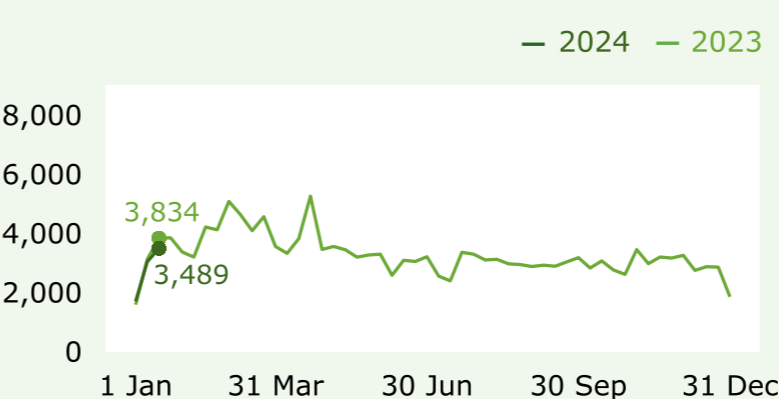


Grants and cancellations

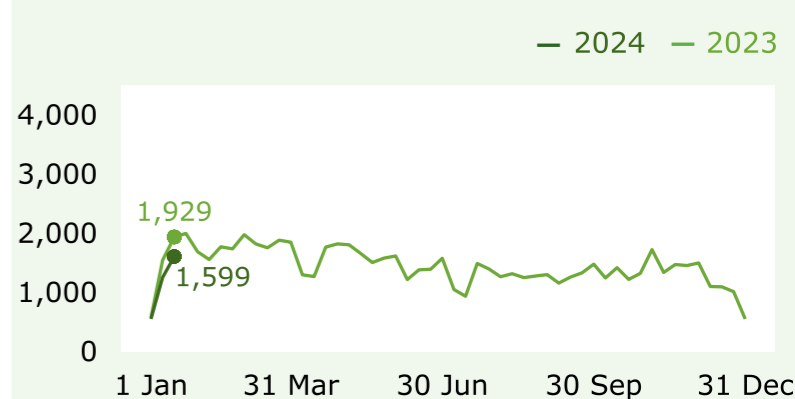
3 Main benefits – grants during each week



4 Main benefits – total cancels during each week



5 Main benefits – cancels into work during each week



Jobseeker Support

6 Jobseeker Support – Work Ready – number of recipients



7 Jobseeker Support – Health Condition or Disability – number of recipients



Hardship assistance

8 Food Special Needs Grants – grants during each week

