

Main benefits recipients (Graph 1)

↑ **2,133** increase

when comparing 5 January (380,844) with 29 December (378,711).

Main benefits cancels into work (Graph 5)

No change

when comparing 5 January (543) with 29 December (543).

Jobseeker Support – Work Ready recipients (Graph 6)

↑ **1,461** increase

when comparing 5 January (111,159) with 29 December (109,698).

Jobseeker Support Student Hardship recipients

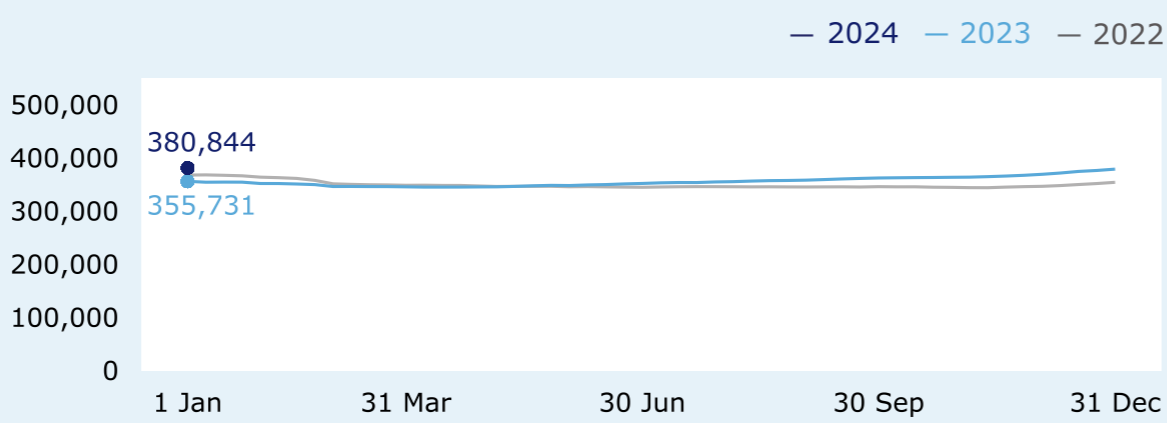
↑ **198** increase

when comparing 5 January (6,960) with 29 December (6,762).

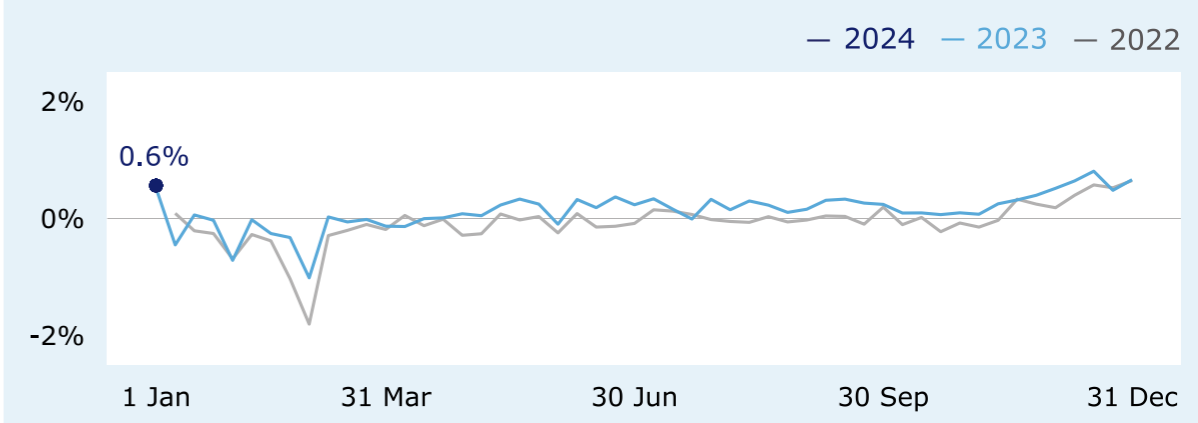
For the full set of data and supporting information please go to: www.msd.govt.nz/about-msd-and-our-work/publications-resources/statistics/weekly-reporting/

Main benefits

1 Main benefits – number of recipients

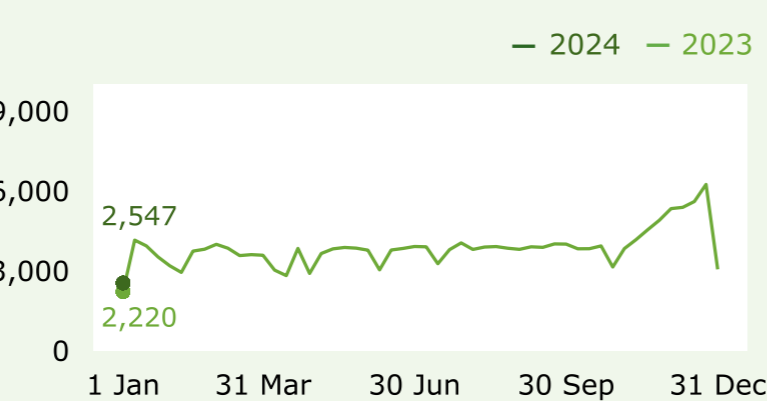


2 Main benefits – weekly percentage change

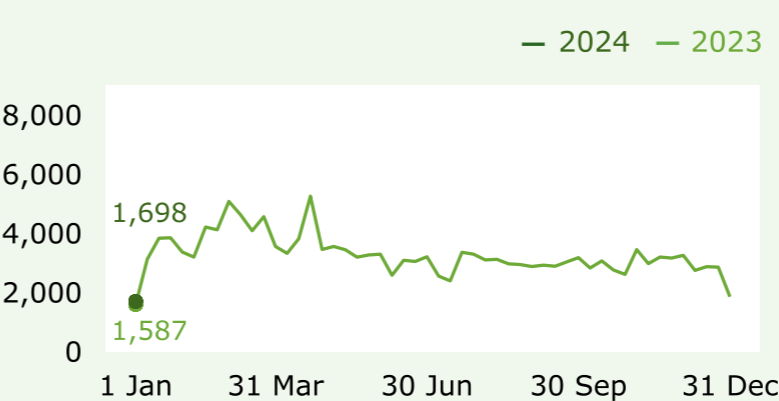


Grants and cancellations

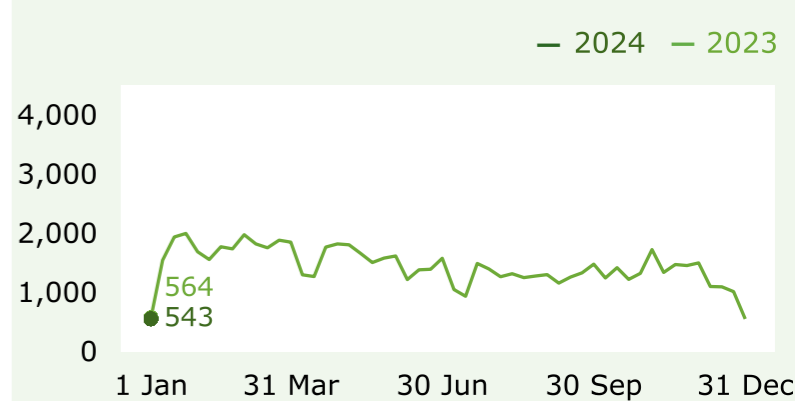
3 Main benefits – grants during each week



4 Main benefits – total cancels during each week

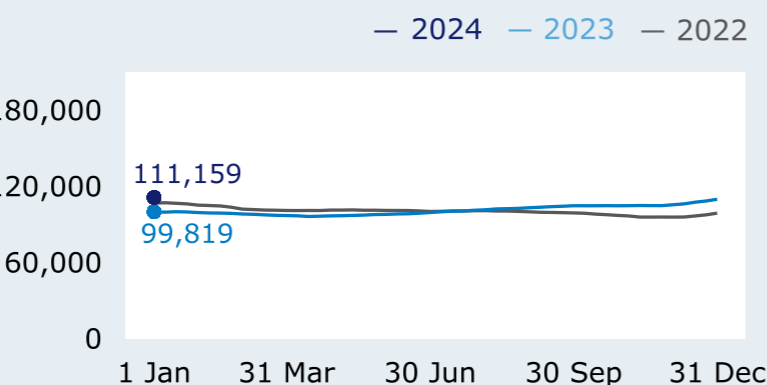


5 Main benefits – cancels into work during each week



Jobseeker Support

6 Jobseeker Support – Work Ready – number of recipients



7 Jobseeker Support – Health Condition or Disability – number of recipients



Hardship assistance

8 Food Special Needs Grants – grants during each week

