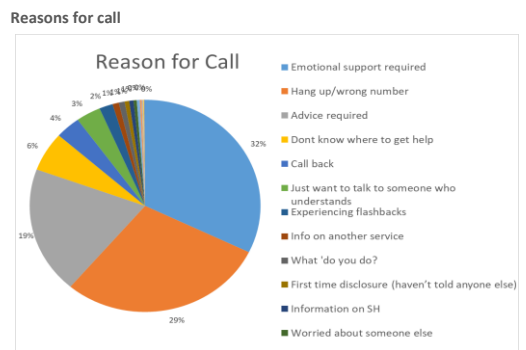
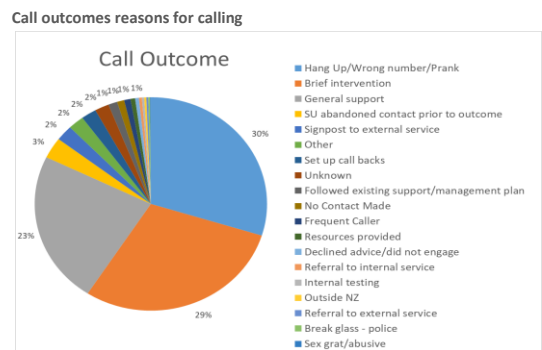
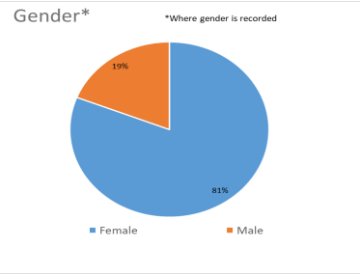
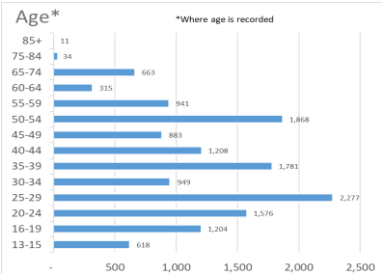
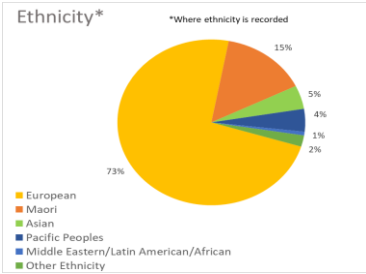
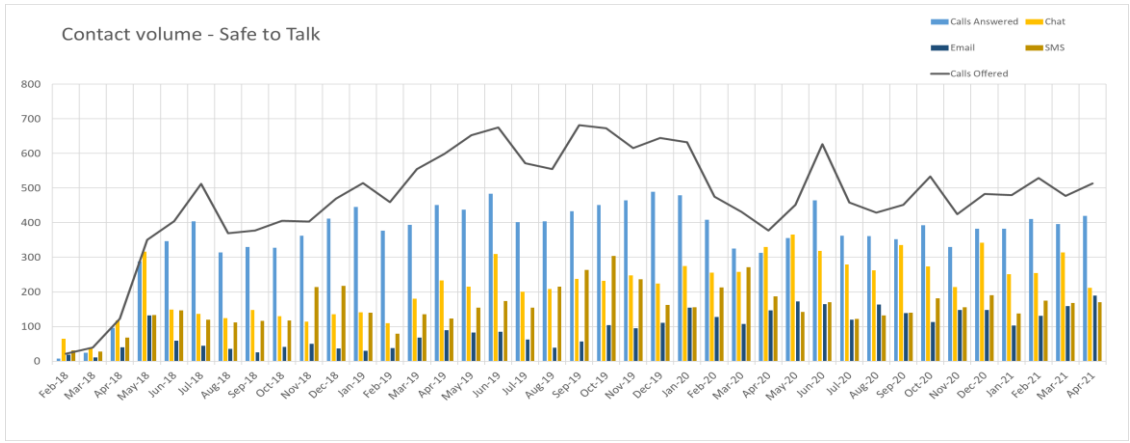


Total contacts 32,629

Total service users 18,543



Caller types	Count
Other	14,134
Service user that has experienced sexual harm	11,764
Concerned about someone else's that has experienced sexual harm	1,772
Service provider	405
Concerned about someone else's harmful sexual behaviors/thought	362
Service user that has concerning sexual ideation (CSI)	199
Service user that has completed sexual harm	172

Highest % of calls by DHB	Percentage
Canterbury District Health Board	24%
Auckland District Health Board	12%
Northland District Health Board	10%
Counties Manukau District Health Board	8%
Waikato District Health Board	7%
Capital and Coast District Health Board	7%
Waitemata District Health Board	6%

Overall observations